

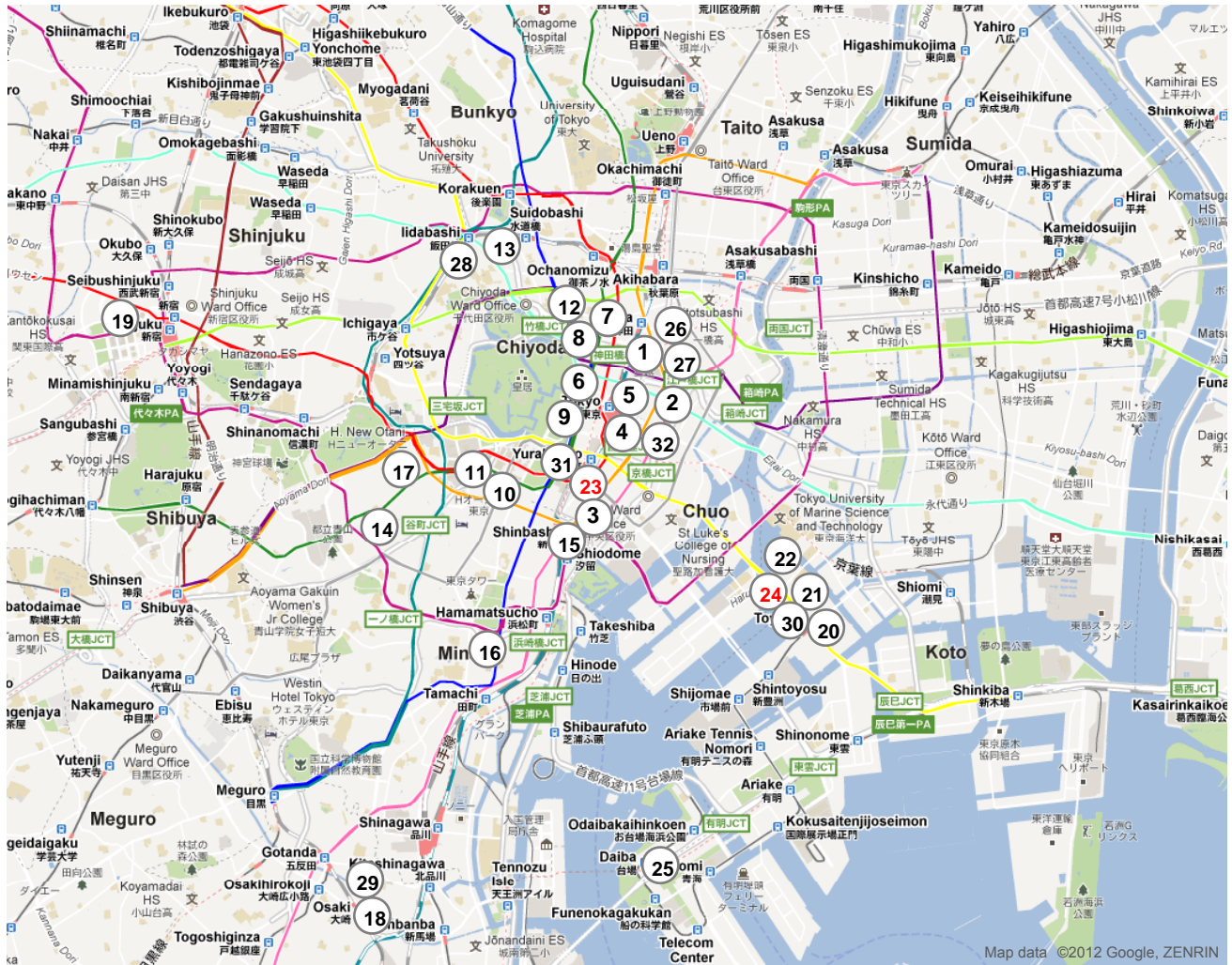
Major Projects

February 2013



mitsui FUDOSAN
www.mitsuifudosan.co.jp/english

Project Map (Central Tokyo)



Existing Projects

1. Nihonbashi Mitsui Tower
2. Nihonbashi 1-Chome Building
(COREDO Nihonbashi)
3. Ginza Mitsui Building
4. Yaesu Mitsui Building
5. GranTokyo North Tower
6. Sumitomo Mitsui Banking Corporation Head Office Building
7. Otemachi 1-Chome Mitsui Building
8. Otemachi PAL Building
9. Marunouchi Mitsui Building
10. Kasumigaseki Building
11. Shin-Kasumigaseki Building
12. Jinbo-cho Mitsui Building

13. Garden Air Tower
14. Tokyo Midtown
15. Shiodome City Center
16. Celestine Shiba Mitsui Building
17. Akasaka Biz Tower
18. Gate City Osaki
19. Shinjuku Mitsui Building
20. Toyosu Center Building
21. Toyosu Center Building Annex
22. Toyosu ON Building
- 23. Kojun Building**
- 24. Urban Dock LaLaport TOYOSU**






New Projects






25. DiverCity Tokyo
26. Nihonbashi Astellas Mitsui Building
27. Nihonbashi Muromachi East District Development Projects
28. Iidabashi Station West Gate Project
29. Kita-Shinagawa 5-Chome Area 1 Redevelopment Project
30. Toyosu 2-, 3-Chome Area2 Project
31. Hibiya Mitsui Building/ Sanshin Building Reconstruction Project
32. Nihonbashi 2-Chome Project (AreaC)
7. Otemachi 1-Chome Mitsui Building

Black: Office Buildings Red: Retail Facilities











Existing Projects

Office Buildings (Owned)

	Chuo-ku				Minato-ku
					
Facility name	Nihonbashi Mitsui Tower	Nihonbashi 1-Chome Building	Ginza Mitsui Building	Yaesu Mitsui Building	Tokyo Midtown
Location	Chuo-ku, Tokyo	Chuo-ku, Tokyo	Chuo-ku, Tokyo	Chuo-ku, Tokyo	Minato-ku, Tokyo
Base floor space	2,134m ²	2,995m ²	1,520m ²	1,436m ²	3,326m ²
Rentable floor space	≈ 51,000m ²	≈ 51,000m ²	≈ 21,000m ²	≈ 15,000m ²	≈ 123,000m ²
Number of floors	39 floors above ground 4 basement floors	20 floors above ground 4 basement floors	25 floors above ground 2 basement floors	10 floors above ground 3 basement floors	54 floors above ground 5 basement floors
Main tenants	TORAY CHUGAI PHARMA	Merrill Lynch Marubeni-Itochu Steel	RICOH	DAIO PAPER CORPORATION	YAHOO JAPAN KONAMI
Completion	Jul. 2005	Jan. 2004	Sep. 2005	Jun. 1965	Jan. 2007

	Chiyoda-ku				
					
Facility name	GranTokyo North Tower	Sumitomo Mitsui Banking Corporation Head Office Building	Otemachi 1-Chome Mitsui Building	Otemachi PAL Building	Marunouchi Mitsui Building
Location	Chiyoda-ku, Tokyo	Chiyoda-ku, Tokyo	Chiyoda-ku, Tokyo	Chiyoda-ku, Tokyo	Chiyoda-ku, Tokyo
Base floor space	2,677m ²	2,249m ²	2,893m ²	—	1,178m ²
Rentable floor space	≈ 66,000m ²	≈ 46,000m ²	≈ 32,000m ²	—	≈ 13,000m ²
Number of floors	43 floors above ground 4 basement floors	23 floors above ground 4 basement floors	9 floors above ground 3 basement floors	9 floors above ground 3 basement floors	11 floors above ground 2 basement floors
Main tenants	DAIWA Securities BNP PARIBAS	SMBC	SMBC	SMBC Consumer Finance	CITY-YUWA PARTNERS Aisei Pharmacy
Completion	Oct. 2007	Jul. 2010	Apr. 1961	Jun. 1961	Feb. 1981

Office Buildings (Owned)

	Minato-ku		Shinagawa-ku	Shinjuku-ku	New York
					
Facility name	Shiodome City Center	Celestine Shiba Mitsui Building	Gate City Osaki	Shinjuku Mitsui Building	1251 Avenue of the Americas Building
Location	Minato-ku, Tokyo	Minato-ku, Tokyo	Shinagawa-ku, Tokyo	Shinjuku-ku, Tokyo	N.Y. Midtown
Base floor space	2,787m ²	2,494m ²	4,088m ²	1,679m ²	3,827m ²
Rentable floor space	≈ 106,000m ²	≈ 28,100m ²	≈ 155,000m ²	≈ 103,000m ²	≈ 214,000m ²
Number of floors	43 floors above ground 4 basement floors	17 floors above ground 2 basement floors	24 floors above ground 4 basement floors	55 floors above ground 3 basement floors	54 floors above ground 4 basement floors
Main tenants	ANA FUJITSU Mitsui Chemicals	Metal One NEC	NEC LAWSON	BENESSE Aflac	Bank of Tokyo-Mitsubishi UFJ Mizuho Corporate Bank
Completion	Jan. 2003	Mar. 2002	Jan. 1999	Sep. 1974	1972
	Chiyoda-ku			Osaka	
					
Facility name	Kasumigaseki Building	Shin-Kasumigaseki Building	Jinbo-cho Mitsui Building	Nakanoshima Mitsui Building	Yodoyabashi Mitsui Building
Location	Chiyoda-ku, Tokyo	Chiyoda-ku, Tokyo	Chiyoda-ku, Tokyo	Osaka, Osaka	Osaka, Osaka
Base floor space	2,636m ²	1,698m ²	2,352m ²	1,457m ²	1,804m ²
Rentable floor space	≈ 96,000m ²	≈ 27,000m ²	≈ 52,000m ²	≈ 71,000m ²	≈ 23,000m ²
Number of floors	36 floors above ground 3 basement floors	20 floors above ground 3 basement floors	23 floors above ground 3 basement floors	31 floors above ground 2 basement floors	16 floors above ground 3 basement floors
Main tenants	LIXIL CTC	Pharmaceutical and Medical Devices Agency East Nippon Expressway	Asahi KASEI Internet Initiative Japan	TORAY	TOHMATSU Nippon Steel Corporation Group
Completion	Apr. 1968	Mar. 1987	Mar. 2003	Aug. 2002	Mar. 2008

Retail Facilities (Owned)

	Mitsui Shopping Park LaLaport				
					
Project name	LaLaport TOKYO-BAY	LaLaport YOKOHAMA	Urban Dock LaLaport TOYOSU	LAZONA Kawasaki Plaza	LaLaport KASHIWANOHA
Location	Funabashi, Chiba	Yokohama, Kanagawa	Koto-ku, Tokyo	Kawasaki, Kanagawa	Kashiwa, Chiba
Store floor space	≈ 114,000m ²	≈ 92,000m ²	≈ 63,000m ²	≈ 78,000m ²	≈ 42,000m ²
Number of stores	≈ 540	≈ 280	≈ 190	≈ 300	≈ 190
Open	Apr. 1981	Mar. 2007	Oct. 2006	Sep. 2006	Nov. 2006
Store sales (FY2011)	¥65.1 billion	¥46.0 billion	¥32.6 billion	¥70.2 billion	¥17.5 billion






	Mitsui Shopping Park LaLaport		MITSUI OUTLET PARK		
					
Project name	LaLaport KOSHIE	LaLaport SHIN-MISATO	MITSUI OUTLET PARK Jazz Dream Nagashima	MITSUI OUTLET PARK Maku	MITSUI OUTLET PARK Marine Pier Kobe
Location	Nishinomiya, Hyogo	Misato, Saitama	Kuwana, Mie	Chiba, Chiba	Kobe, Hyogo
Store floor space	≈ 60,000m ²	≈ 58,000m ²	≈ 39,300m ²	≈ 16,000m ²	≈ 23,000m ²
Number of stores	≈ 150	≈ 180	≈ 230	≈ 90	≈ 130
Open	Nov. 2004	Sep. 2009	Mar. 2002	Oct. 2000	Oct. 1999
Store sales (FY2011)	¥23.4 billion	¥28.4 billion	¥40.4 billion	¥20.3 billion	¥20.6 billion




Retail Facilities (Owned)

	MITSUI OUTLET PARK				
					
Project name	MITSUI OUTLET PARK Shiga Ryuo	MITSUI OUTLET PARK Tama Minami Osawa	MITSUI OUTLET PARK Yokohama Bayside	MITSUI OUTLET PARK Sapporo Kita Hiroshima	MITSUI OUTLET PARK Kurashiki
Location	Gamo-gun, Shiga	Hachioji, Tokyo	Yokohama, Kanagawa	Kitahiroshima, Hokkaido	Kurashiki, Okayama
Store floor space	≈ 27,000m ²	≈ 21,000m ²	≈ 15,000m ²	≈ 22,000m ²	≈ 20,000m ²
Number of stores	≈ 165	≈ 110	≈ 80	≈ 130	≈ 120
Open	Jul. 2010	Sep. 2000	Sep. 1998	Apr. 2010	Dec. 2011
Store sales (FY2011)	¥27.4 billion	¥19.0 billion	¥15.0 billion	¥16.1 billion	—

	MITSUI OUTLET PARK	Mitsui Shopping Park LaLagarden	Central Tokyo Retail Facilities		
					
Project name	MITSUI OUTLET PARK Sendai Port	LaLa Terrace MINAMISENJU	LaLagarden TSUKUBA	Kojun Building	COREDO Nihonbashi
Location	Sendai, Miyagi	Arakawa-ku, Tokyo	Tsukuba, Ibaraki	Chuo-ku, Tokyo	Chuo-ku, Tokyo
Store floor space	≈ 19,000m ²	≈ 9,200m ²	≈ 22,000m ²	≈ 8,500m ²	≈ 8,000m ²
Number of stores	≈ 120	≈ 30	≈ 70	19	≈ 50
Open	Sep. 2008	Apr. 2004	Mar. 2004	Oct. 2004	Mar. 2004
Store sales (FY2011)	¥9.1 billion	¥7.3 billion	¥7.3 billion	—	—

Office Buildings - Retail Facilities (Managed)

Office Building (Managed)					
	Minato-ku	Chiyoda-ku	Koto-ku		
					
Facility name	Akasaka Biz Tower	Garden Air Tower	Toyosu Center Building	Toyosu Center Building Annex	Toyosu ON Building
Location	Minato-ku, Tokyo	Chiyoda-ku, Tokyo	Koto-ku, Tokyo	Koto-ku, Tokyo	Koto-ku, Tokyo
Base floor space	2,823m ²	1,717m ²	1,461m ²	2,175m ²	1,991m ²
Rentable floor space	≈ 99,000m ²	≈ 56,000m ²	≈ 66,000m ²	≈ 68,000m ²	≈ 62,000m ²
Number of floors	39 floors above ground 3 basement floors	35 floors above ground 2 basement floors	37 floors above ground 2 basement floors	33 floors above ground 2 basement floors	30 floors above ground 3 basement floors
Main tenants	HAKUHODO INPEX	KDDI	NTT Data	NTT Data	Nihon Unisys
Completion	Jan. 2008	Jan. 2003	Oct. 1992	Aug. 2006	Jul. 1992

Retail Facilities (Managed)			
	MITSUI OUTLET PARK	LaLaport	LaLagarden
			
Project name	MITSUI OUTLET PARK Iruma	LaLaport IWATA	LaLagarden KASUKABE
Location	Iruma, Saitama	Iwata, Shizuoka	Kasukabe, Saitama
Store floor space	≈ 30,000m ²	≈ 49,000m ²	≈ 24,000m ²
Number of stores	≈ 200	≈ 175	≈ 80
Open	Apr. 2008	Jun. 2009	Nov. 2007
Store sales (FY2011)	¥33.4 billion	¥22.3 billion	¥10.0 billion

New Projects (April 2012~)

※Details of project may change in the future. Some project names are tentative.

DiverCity Tokyo



Project Overview

Location	Koto-ku, Tokyo
Main use	Office, retail
Site area	32,900m ²
Rentable floor space	Office 44,000m ² Retail 50,000m ²
Share	Jointly owned
Start of construction	Apr. 2010
Completion	Apr. 2012



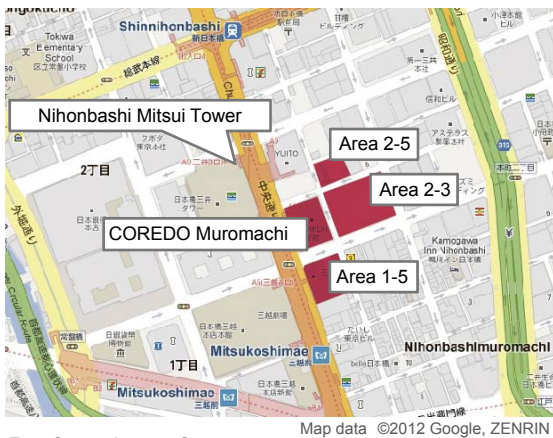
Nihonbashi Astellas Mitsui Building



Project Overview

Location	Chuo-ku, Tokyo
Main use	Office, retail
Site area	2,400m ²
Rentable floor space	Office 14,000m ² Retail 1,300m ²
Share	Jointly owned
Start of construction	Feb. 2011
Completion	Jan. 2013

Nihonbashi Muromachi East District Development Projects



Project Overview

	Muromachi-Higashi Mitsui Building (COREDO Muromachi)	Area 1-5	Area 2-3	Area 2-5
Location	Chuo-ku, Tokyo			
Main use	Office, retail, multi-purpose hall	Office, retail	Office, retail, residence, cultural facilities	Shrine, retail
Site area	2,500m ²	1,900m ²	3,700m ²	530m ²
Rentable floor space	Office 14,000m ² Retail etc. 7,200m ²	Office 9,300m ² Retail etc. 5,000m ²	Office 20,000m ² Retail etc. 14,000m ²	Retail etc. 150m ²
Share	100%	Jointly owned	Jointly owned	100%
Start of construction	Mar. 2009	Aug. 2012	Nov. 2011	Mar. 2014
Completion	Oct. 2010	Jan. 2014	Jan. 2014	Jun. 2014

Moorgate Project



Project Overview

Location	8-10 Moorgate, City of London
Main use	Office, residence, retail
Site area	2,000m ²
Rentable floor space	12,000m ²
Share	100%
Start of construction	Jul.2012
Completion	Spring.2014

Kashiwanoha campus Area148



Map data ©2012 Google, ZENRIN

Project Overview

Location	Kashiwa, Chiba
Main use	Office, retail, hotel, residence
Site area	16,800m ²
Rentable floor space	TBD *
Share	100%
Start of construction	Apr. 2011
Completion	Spring.2014

* : Total floor space for office/retail building: approx. 32,000 m²



Sapporo Mitsui JP Building



Map data ©2012 Google, ZENRIN

Project Overview

Location	Sapporo, Hokkaido
Main use	Office, retail
Site area	5,500m ²
Rentable floor space	Office 25,000m ² Retail 8,000m ²
Share	Jointly owned
Start of construction	Apr. 2012
Completion	Aug.2014



1200 7th Street Project



Map data ©2012 Google, ZENRIN



Project Overview

Location	1200 17 th Street NW, Washington D.C.
Main use	Office, retail
Site area	1,600m ²
Rentable floor space	16,000m ²
Share	Jointly owned
Start of construction	Mar. 2013
Completion	Sep. 2014

Iidabashi Station West Gate Project



Map data ©2012 Google, ZENRIN



Project Overview

Location	Chiyoda-ku, Tokyo
Main use	Office, retail, residence (505 units)
Site area	16,700m ²
Rentable floor space	TBD *
Share	Jointly owned
Start of construction	Apr. 2011
Completion	Jun. 2014 Oct. 2014 (Grand opening)

* 1: Total floor space for office/retail building: approx. 123,000 m²

Mark Lane Project



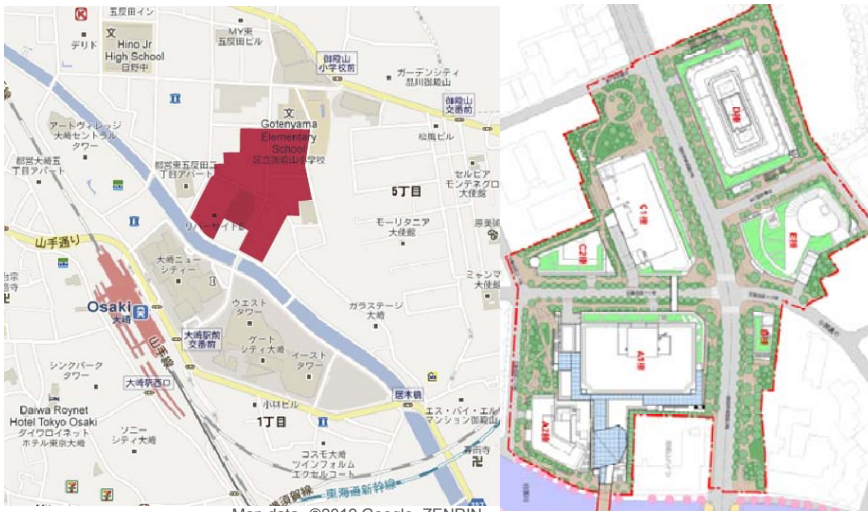
Map data ©2012 Google, ZENRIN



Project Overview

Location	8-70 Mark Lane, City of London
Main use	Office, retail
Site area	1,600㎡
Rentable floor space	16,000㎡
Share	100%
Start of construction	Jan. 2013
Completion	Autum.2014

Kita-Shinagawa 5-Chome Area 1 Redevelopment Project



Map data ©2012 Google, ZENRIN



Project Overview

Location	A1	A2	B	C1	C2	D	E
	Shinagawa-ku, Tokyo						
Main use	Office,retail	residence	culture facilities	Office,retail culture facilities	culture facilities	Residence,retail day-care center	retail
Site area	78,000㎡	2,200㎡	700㎡	5,800㎡	1,700㎡	6,400㎡	3,700㎡
Rentable floor space	92,000㎡	12,000㎡	400㎡	45,000 ㎡	3,100㎡	93,000㎡	4,200㎡
Share	Jointly owned						
Start of construction	Apr.2012						
Completion	May.2015						

Toyosu 2-, 3-Chome Area2 Project

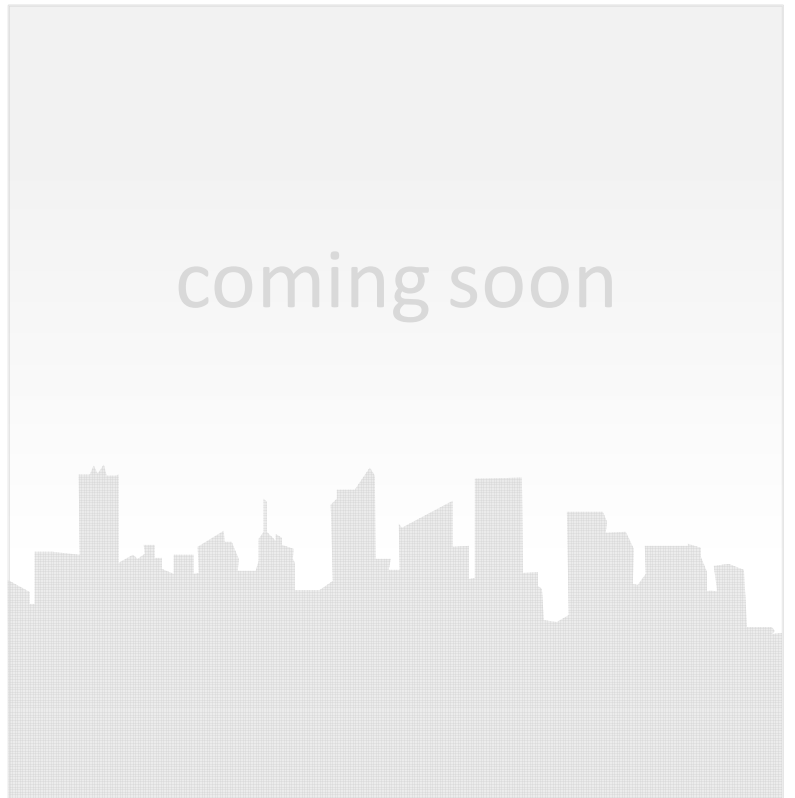


Map data ©2012 Google, ZENRIN

Project Overview

Location	Koto-ku, Tokyo
Main use	Office, retail
Site area	34,000m ²
Rentable floor space	TBD *
Share	Jointly owned
Start of construction	TBD
Completion	TBD

*: Total floor space for office/retail building: approx. 240,000 m²



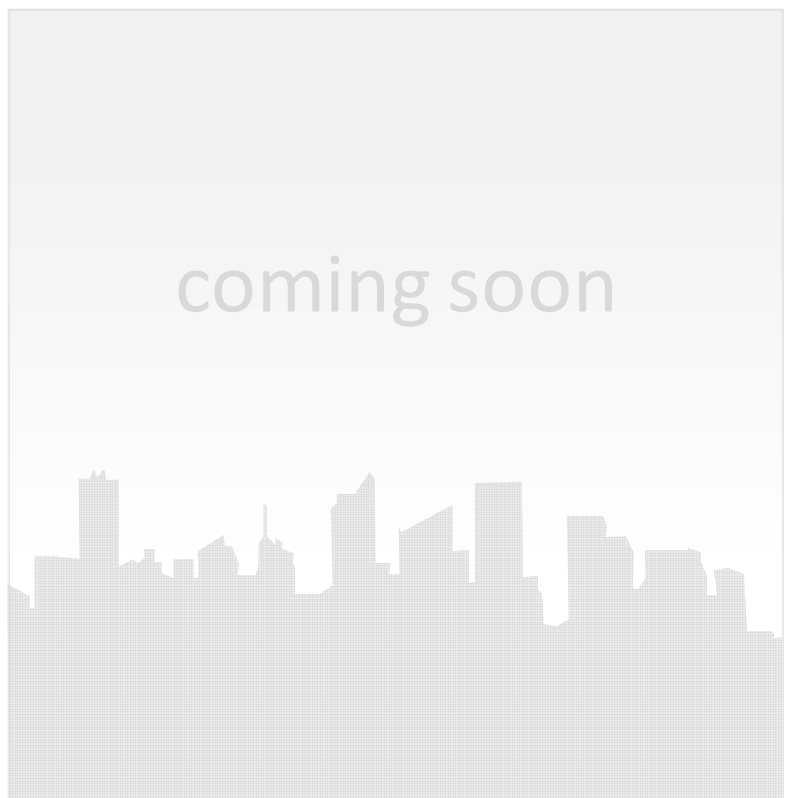
Hibiya Mitsui Building/ Sanshin Building Reconstruction Project



Map data ©2012 Google, ZENRIN

Project Overview

	Sanshin Bldg.	Hibiya Mitsui Bldg.
Location	Chiyoda-ku, Tokyo	
Main use	TBD	
Site area	2,800m ²	7,900m ²
Rentable floor space	TBD	
Share	100%	
Start of construction	TBD	
Completion	TBD	



Nihonbashi 2-Chome Project (AreaC)



Map data ©2012 Google, ZENRIN

Project Overview

Location	Chuo-ku, Tokyo
Main use	Office, retail
Site area	6,000m ²
Rentable floor space	TBD *
Share	Jointly owned
Start of construction	TBD
Completion	FY2018

* 1: Total floor space : approx. 144,000 m²



Otemachi 1-Chome Mitsui Building



Map data ©2012 Google, ZENRIN

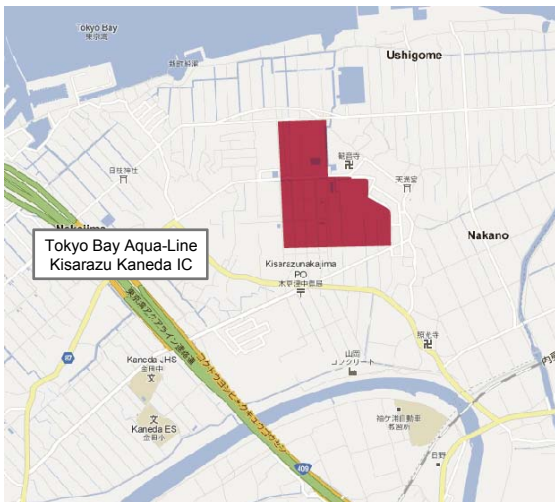
Project Overview

Location	Chiyoda-ku, Tokyo
Main use	—
Site area	5,400m ²
Rentable floor space	TBD
Share	100%
Start of construction	TBD
Completion	TBD



MITSUI OUTLET PARK Kisarazu

Retail Facilities



Map data ©2012 Google, ZENRIN



Project Overview

Location	Kisarazu, Chiba
Main use	Retail
Site area	215,000m ²
Store floor space	Retail 28,000m ²
Share	100%
Start of construction	Jun. 2011
Open	Apr. 2012



Niigata bandai 1-chime Project

Retail Facilities



Map data ©2012 Google, ZENRIN

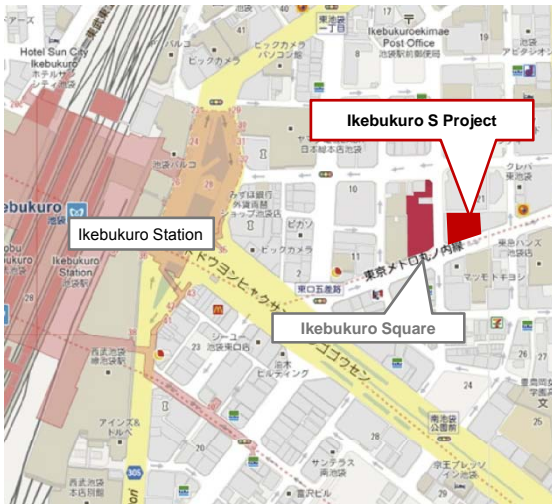
Project Overview

Location	Niigata
Main use	Retail
Site area	6,000 m ²
Store floor space	22,000m ²
Share	100%
Start of construction	Jun.2012
Open	Autumn.2013



Ikebukuro S Project

Retail Facilities



Map data ©2012 Google, ZENRIN

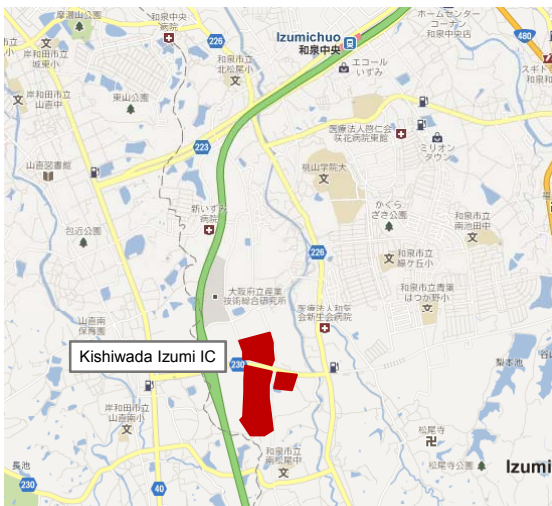


Project Overview

Location	Toshima-ku, Tokyo
Main use	Retail
Site area	900m ²
Store floor space	Retail 4,300m ²
Share	100%
Start of construction	Aug. 2012
Open	Spring, 2014

LaLaport Izumi


Retail Facilities



Map data ©2013 Google, ZENRIN

Project Overview

Location	Izumi, Osaka
Main use	Retail
Site area	114,000m ²
Store floor space	TBD
Share	100%
Start of construction	TBD
Open	2014



Mitsui Outlet Park Kuala Lumpur International Airport (KLIA)

Retail Facilities



Project Overview

	First-Phase Plan Outline	Eventual Overall Plan Outline
Location	On a premise of Kuala Lumpur International Airport in Malaysia	
Main use	Retail	
Site area	—	—
Store floor space	19,800m ²	46,300m ²
Share	70%	
Start of construction	Summer.2013	TBD
Open	Winter.2014	TBD



LaLaport Fujimi

Retail Facilities

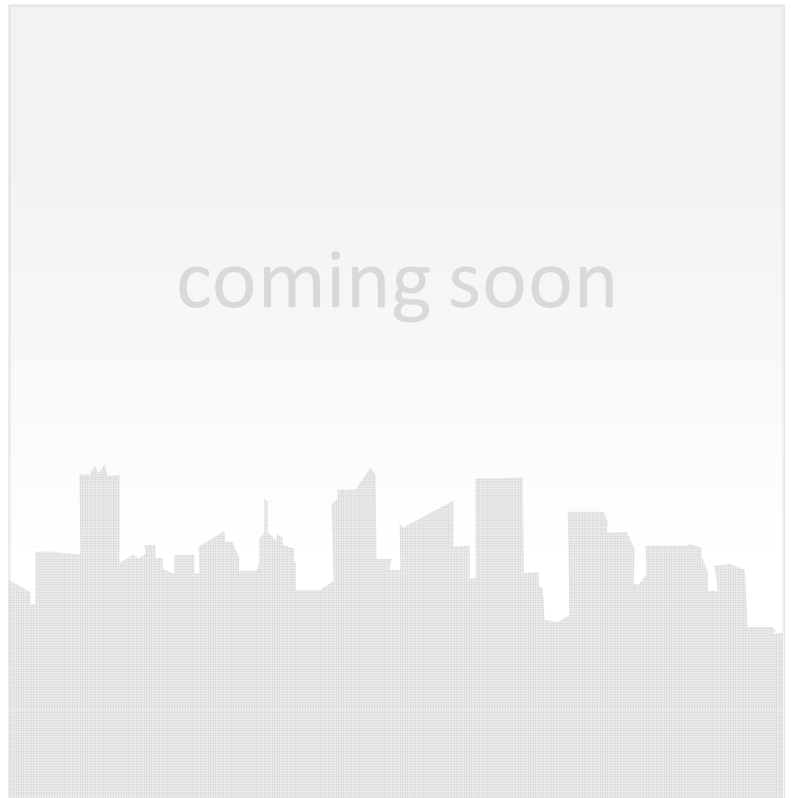
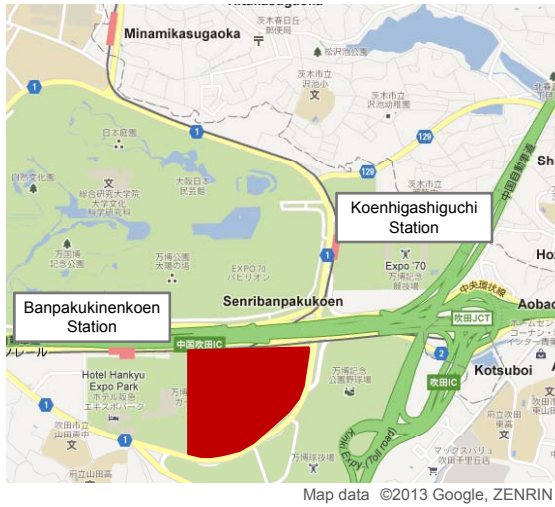


Project Overview

Location	Fujimi, Saitama
Main use	Retail
Site area	177,000m ²
Store floor space	TBD
Share	100%
Start of construction	TBD
Open	2015

Osaka Expoland Site Plan

Retail Facilities



Project Overview

Location	Suita, Osaka
Main use	Retail, entertainment
Site area	173,000㎡
Store floor space	96,000㎡
Share	100%
Start of construction	TBD
Open	2015