

当社グループの温室効果ガス排出量削減目標

Mitsui Fudosan Group's Greenhouse Gas Emission Reduction Targets

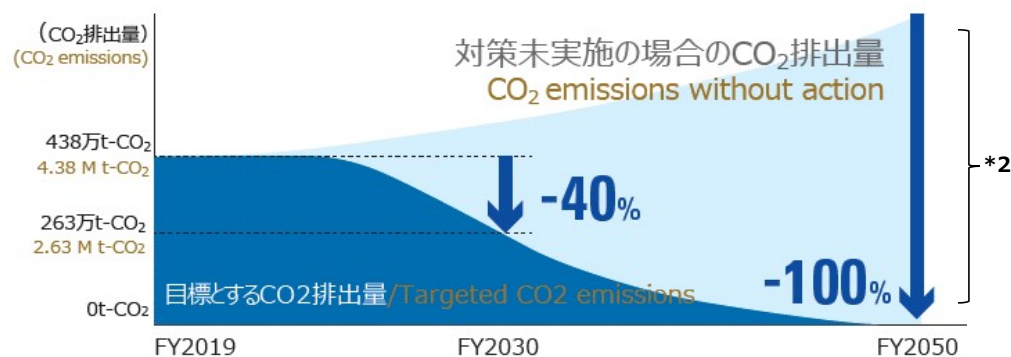
- 2030年度までに40%削減（2019年度比）*1
40% reduction in Group's GHG emissions by FY2030 (Compared to FY2019)*1

SBTイニシアティブより「1.5℃目標」認定取得済
Acquired SBT Initiative Certification for "1.5℃ target"

- 2050年度までにネットゼロ*1
Net Zero by FY2050*1

*1 SCOPE1+SCOPE2は2030年度までに46.2%削減（2019年度比）

*1 SCOPE 1 + SCOPE 2: 46.2% reduction by FY2030 (Compared to FY2019)



*2 ✓ 物件の環境性能向上

Improve environmental performance of properties

✓ 再エネ活用・電力グリーン化

Utilization of renewable energy and greening of electricity

✓ メガソーラー拡大

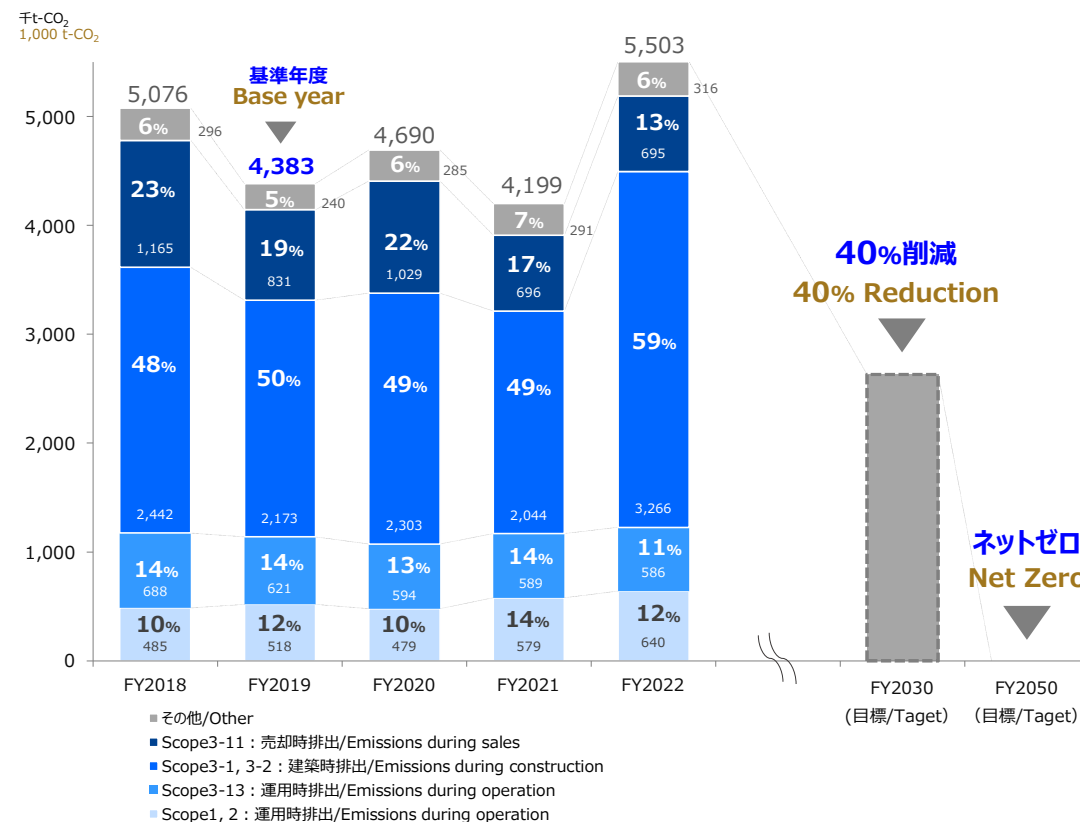
Expansion of mega-solar

✓ 建築時排出量削減、洋上風力・新技術など

Reduction of emissions during construction, offshore wind & new technologies, etc.

2022年度 進捗状況 Progress in FY2022

■ 脱炭素社会実現への取り組みの詳細は、当社WEBサイトを参照
https://www.mitsuifudosan.co.jp/esg_csr/carbon_neutral/
■ For details on our efforts to realize a decarbonized society, please refer to our website
https://www.mitsuifudosan.co.jp/english/esg_csr/carbon_neutral/



■ 3年平均/3-year average

FY2018 - FY2020	FY2020 - FY2022	増減率/Change Rate
約/Approx. 4,716,000 t-CO ₂	約/Approx. 4,793,000 t-CO ₂	+2%*1

■ 2019年度比/Compared to FY 2019

FY2019	FY2022	増減率/Change Rate
約/Approx. 4,383,000 t-CO ₂	約/Approx. 5,492,000 t-CO ₂	+25%*1

*1 2022年度に竣工した大規模物件数、および売却物件数が例年に比べ多かったため

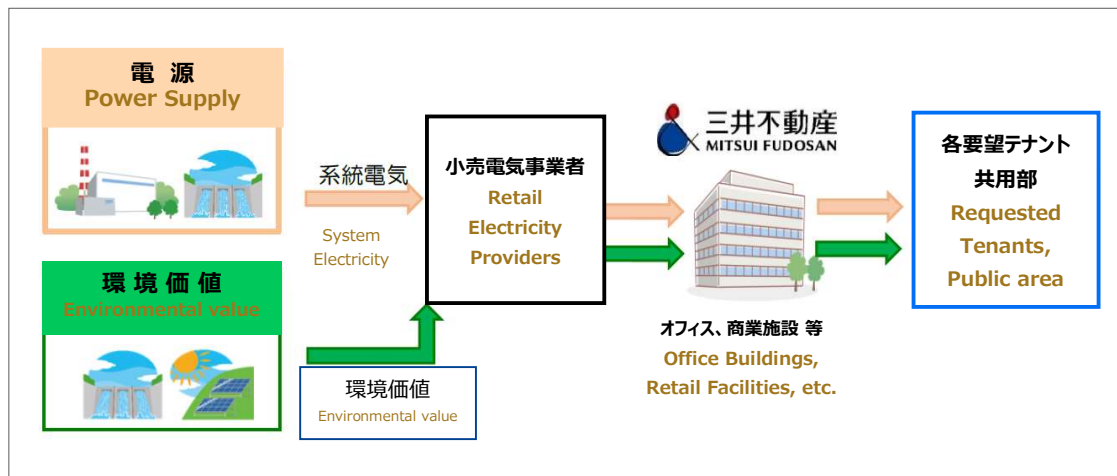
The number of large properties completed in FY2022 and the number of properties sold was higher than in previous years.

「グリーン電力化」のさらなる拡大

Further Expansion of "Green Electrification"

- 対象エリア：三大都市圏（首都圏、中京圏、近畿圏）に拡大
Target areas : Expansion to **three metropolitan areas** (Tokyo, Chukyo, and Kinki)
- グリーン電力化対象施設：約**180**施設
Green Power Target Facilities : Approx. **180** facilities
- 累計供給計画量（2030年度時点）：約**9.6**億kWh
Planned cumulative supply (As of FY2030) : Approx. **960** million kWh
- 共用部分のグリーン化に加え、**入居テナントの要望により対応可能な「グリーン電力の提供サービス」を実施、導入企業は100社超**
In addition to the greening of common areas, "Green Power Supply Service" is **available upon request of tenants. Over 100 companies introduce the service.**

グリーン電力化の仕組み（イメージ） Green Power Conversion System (image)



日本橋・八重洲・豊洲エリアで電力供給を展開する 「スマートエネルギープロジェクト」での電力グリーン化^{*1}

Supplying Electricity in the Nihonbashi, Yaesu and Toyosu Areas Greening of power in the "Smart Energy Project" ^{*1}

- 当社が展開する特定送配電事業^{*2}・小売電気事業^{*3}において、既存ビルを含めた周辺地域への供給電力をグリーン化（国内初）
Mitsui Fudosan's specified power transmission and distribution business^{*2} and retail electricity business^{*3} will green the electricity supplied to the surrounding areas, including existing buildings (First in Japan)
 - 提供開始：2022年1月/Start period : January 2022
- ^{*1} 当社と電源開発株式会社が「FIT 非化石証書へのトラッキング付与に係る個別合意に関する契約」を締結し、再生エネルギー電源由来の環境価値のトラッキング情報を長期安定的に提供を受けることを合意したことにより実現
- ^{*2} 自らで送配電用の電気工作物を維持・運用し、特定の供給地点において託送供給を行う事業
- ^{*3} 一般の需要に応じて電気を供給する事業
- ^{*1} Mitsui Fudosan and Electric Power Development Co., Ltd. signed an "Agreement on Individual Tracking of FIT Non-Fossil Certificates" and agreed to receive long-term, stable tracking information on the environmental value derived from renewable energy sources
- ^{*2} Business to maintain and operate electric facilities for transmission and distribution by itself and to provide a consigned supply of electricity at a specific service point
- ^{*3} Business of supplying electricity to meet general demand

主な電力供給物件 Main Electricity Supply Properties



日本橋室町三井タワー
Nihonbashi Muromachi Mitsui Tower



東京ミッドタウン八重洲
TOKYO MIDTOWN YAESU



豊洲ベイサイドクロスタワー
TOYOSU BAYSIDE CROSS TOWER

保有森林による二酸化炭素の吸収

Absorption of CO₂ by Company-Owned Forest

- 北海道の道北地方を中心に 約**5,000**ha の森林を保有・管理
Owns and manages approx. **5,000** ha of forests,
mainly in the northern region of Hokkaido
- 当社グループの森が吸収・固定した二酸化炭素量：約**21,315**t-CO₂/年*
Amount of CO₂ absorbed and stored by forests owned
by the Mitsui Fudosan Group : Approx. **21,315** t-CO₂/year*

*フォレストック協会による2023年1月1日付の認定数字

*Figures certified by FORESTOCK Association as of Jan. 1, 2023



- フォレストック認定を取得（2023年1月1日付）
Acquired FORESTOCK certification (As of Jan. 1, 2023)



フォレストック認定は、2009 年に日本林業経営者協会が創設した認定制度。森林のCO₂ 吸収量や生物多様性などを第三者機関が多面的に調査、評価の上認定するもので、現在は一般社団法人フォレストック協会が運営している認定制度です。FORESTOCK Certification is a certification system created in 2009 by the Forest Management Association of Japan. The certification system involves a third-party organization conducting multifaceted studies and assessments on matters such as forests' CO₂ absorption and biodiversity, and is currently operated by the FORESTOCK Association.


国内最大・最高層の木造賃貸オフィスビル計画*を推進中

The largest and tallest wooden office building project in Japan* (In progress)

- 現存する木造高層建築物として**国内最大・最高層**
To be the **largest** and **tallest** amongst existing wooden high-rise building in Japan
- 構造材に使用する木材量は**国内最大規模1,100** m³ 超えの見込み
The amount of lumber used for structural materials is expected to exceed **1,100** m³, **one of the largest in Japan**
- 当社グループが保有する森林資源を積極的に活用
Active use of forest resources owned by the Mitsui Fudosan Group
- 建築時のCO₂ 排出量：約**25%**削減効果を想定
CO₂ emissions during construction: Assumed reduction of approx. **25%**

*2023年10月17日リリース時点

*As of release on Oct. 17, 2023



〈計画概要〉

所在地：東京都中央区
日本橋本町一丁目3番地
建築規模：地上18 階・約84m
延床面積：約28,000 m²
用途：事務所、店舗、駐車場 等
竣工時期：2025年予定

〈Outline of the project〉

Location : 3, Nihonbashihoncho, Chuo-ku, Tokyo
Building scale : 18 floors above ground, Approx. 84m
Total floor area : Approx. 28,000m²
Uses : Offices, Retail facilities, Car park, etc.
Completion date : 2025 (scheduled)

累計8,000億円超の資金調達をサステナブルファイナンスで実施（国内不動産会社として最大規模）

Sustainable Financing Totals over ¥800 billion (the largest for a domestic real estate company).

調達手段/Means of Funding	FY2021-2022		FY2023		概要/Funding Overview
	件/Number of funding	総額/Total	件/Number of funding	総額/Total	
グリーンボンド (GB) Green Bond(GB)	3	1,300億円 ¥130.0 billion + 3億米ドル \$0.3 billion	2	2,300億円 ¥230.0 billion	<ul style="list-style-type: none"> グリーンプロジェクトへの投資資金を資金使途として発行する社債 Bonds to be issued for investment in green projects. 2023年5月 業界過去最大となる1,300億円のグリーンボンドを発行 Issued ¥130 billion Green Bonds in May 2023, the largest ever in the industry.
グリーンローン (GL) Green Loan(GL)	23	1,405億円 ¥104.5 billion	9	478億円 ¥47.8 billion	<ul style="list-style-type: none"> グリーンプロジェクトへの投資資金を資金使途とした借入 Borrowing to finance investment in green projects.
サステナビリティ・リンク・ローン (SLL) Sustainability Linked Loan (SLL)	19	1,385億円 ¥138.5 billion	6	417億円 ¥41.7 billion	<ul style="list-style-type: none"> サステナビリティ目標の達成により金利優遇を得られる借入 Borrowings with preferential interest rates based on achievement of sustainability goals. 取組目標 (SPTs) : 2030年度の温室効果ガス排出量削減の目標: Scope1+Scope2 における温室効果ガス排出総量を46.2%削減 (2019年度比) Targets (SPTs) : Reduce total greenhouse gas emissions in Scope 1+Scope 2 by 46.2% (compared to FY 2019) in FY 2030.
ポジティブ・インパクト・ファイナンス (PIF) Positive Impact Finance (PIF)	1	190億円 ¥19.0 billion	11	635億円 ¥63.5 billion	<ul style="list-style-type: none"> 環境・社会・経済にインパクトを及ぼす企業活動について中長期的な目標・KPIを策定し、金融機関から評価を受けて実行される借入 Borrowings to be implemented after evaluation by financial institutions based on medium- to long-term goals and KPIs for corporate activities that have an impact on the environment, society, and the economy. 評価テーマ : 環境負荷の低減とエネルギーの創出、街づくりを通した「超スマート社会」の実現、健やか・安全・安心な暮らしの実現、多様な人材が活躍できる社会の実現 Evaluation themes : Reduction of environmental burden and energy generation; realization of a "super-smart society" through urban development; realization of healthy, safe, and secure lifestyles; realization of a society in which diverse human resources can play an active role.

重点施策のKPIと進捗状況（単体）

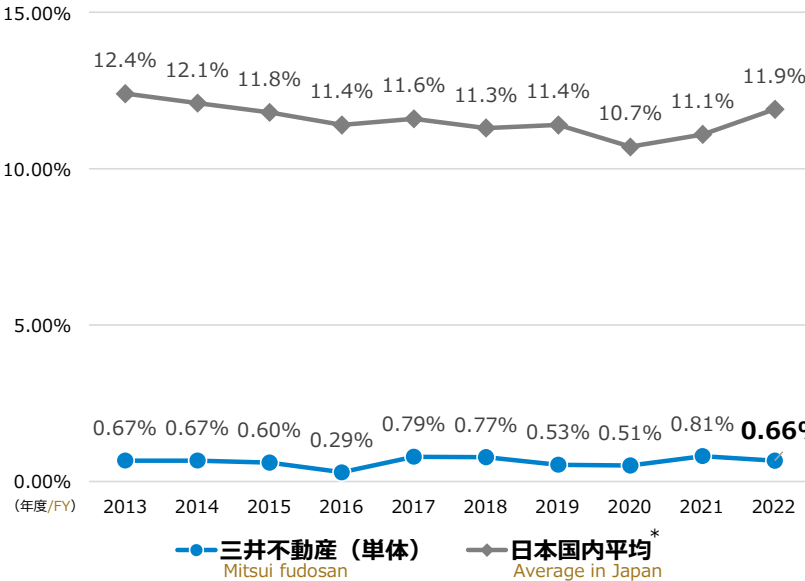
Priority Measure KPIs & Progress (Non-consolidated)

重点施策 Priority measures	KPIs（単体/Non-consolidated）			進捗状況/Progress (2022年度/FY2022)
	指標/Indicators	達成時期/Period	目標 /Target	
ダイバーシティ&インクルージョン Diversity and Inclusion	女性管理職比率 Women in management positions ratio	2025年 2025	10%	7.7% 2023年4月1日付 As of Apr. 1, 2023
		2030年 2030	20%	
	女性採用比率 Ratio of female hires	毎年/Annual	40%	44.1%
	障がい者雇用率 Employment rate of people with disabilities	毎年/Annual	2.3% 以上/or above	2.52%
人材育成・スキル向上 Human Resource Development and the Improvement of Skills	1人当たり研修時間 Training time per employee	毎年/Annual	前年実績水準 Last year's level	28.2 時間/hours
	1人当たり研修投資額 Training expenses per employee	毎年/Annual	前年実績水準 Last year's level	¥131,000
多様な働き方 Diverse Work Styles	育児休業取得者の復帰率 Return rate from childcare leave	毎年/Annual	100%	100%
	男性育児休業等取得率 Percentage of male employees taking childcare leave	毎年/Annual	100%	122.9%
	有給休暇取得日数 Number of paid leave days taken	毎年/Annual	年間14日 14 days annually	16.2 日/days
健康経営 Health and Productivity Management	健康診断/人間ドック受診率 Health checkup and screening rate	毎年/Annual	100%	100%
社員エンゲージメント向上 Improvement of Employee Engagement	社員エンゲージメント Employee engagement	毎年/Annual	80%	92%

フルタイム従業員の自己都合離職率（単体）

Full time staff voluntary turnover rate (non-consolidated)

■ 1%以下の低水準で推移/Remains at a low level of less than 1%.



*出典：厚生労働省「令和4年雇用動向調査結果の概況」離職率（一般）
Source: Ministry of Health, Labour and Welfare, Summary of Results of the 2022 Survey of Employment Trends, Turnover rate (general).

人材への取り組みに関する社外評価等

External evaluation of human resources initiatives, etc.

■ 「MSCI日本株女性活躍指数(WIN)」の構成銘柄に6年連続で選定
「Morningstar日本株式ジェンダー・ダイバーシティ・ティルト指数（除くREIT）」最高位評価で格付け
/Selected as a constituent brand of MSCI Japan Empowering Women Index (WIN) for the 6th continuous year,
Selected as Morningstar Japan ex-REIT Gender Diversity Tilt Index and rated at the highest rating.

■ 女性活躍推進に優れた企業として2年連続「なでしこ銘柄」に選定
/Selected as a “Nadeshiko Brand” for the Second Consecutive Year for our Outstanding Efforts in Encouraging Women’s Success

2023 CONSTITUENT MSCI日本株
女性活躍指数 (WIN)

THE INCLUSION OF MITSUI FUDOSAN CO., LTD. IN ANY MSCI INDEX, AND THE USE OF MSCI LOGOS, TRADEMARKS, SERVICE MARKS OR INDEX NAMES HEREIN, DO NOT CONSTITUTE A SPONSORSHIP, ENDORSEMENT OR PROMOTION OF MITSUI FUDOSAN CO., LTD. BY MSCI OR ANY OF ITS AFFILIATES.
THE MSCI INDEXES ARE THE EXCLUSIVE PROPERTY OF MSCI. MSCI AND THE MSCI INDEX NAMES AND LOGOS ARE TRADEMARKS OR SERVICE MARKS OF MSCI OR ITS AFFILIATES.

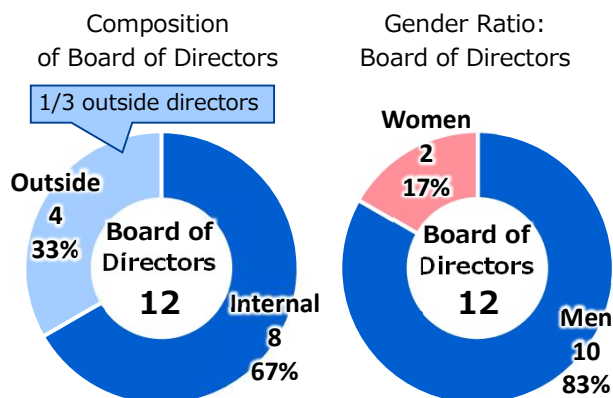
2023 CONSTITUENT MSCI JAPAN
EMPOWERING WOMEN INDEX (WIN)



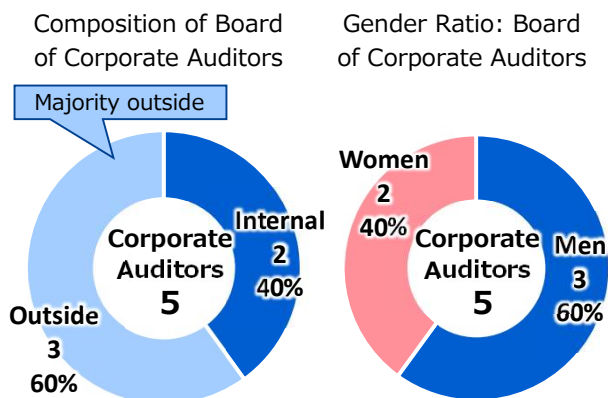
Institutional Design and Composition of Board of Directors

■ Institutional Design: The company has a Board of Auditors

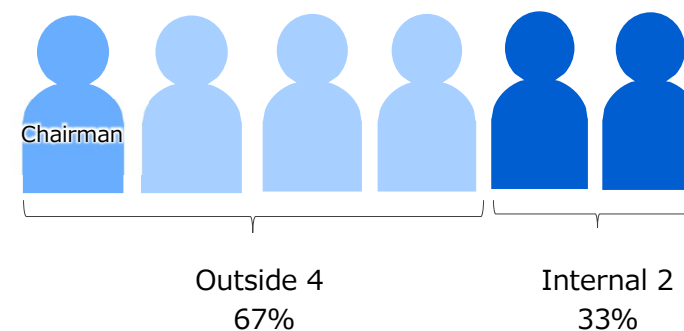
■ Board of Directors



■ Board of Corporate Auditors



■ Compensation Advisory Committee and Nomination Advisory Committee



Skill Matrix, etc. of Directors*1 and Reasons for the appointment of Outside Directors

Name	Role	Attendance at Board of Directors Meetings (FY2022)	Specialist expertise/experience						
			Corporate Management	Finance and Accounting	Compliance and Risk Management	Global	Technology, Innovation	ESG, Sustainability	Creation of Neighborhoods (Real Estate Development, etc.)
Masanobu Komoda	Chairman of the Board	11/12	●	●	●	●	●	●	●
Takashi Ueda	President and Chief Executive Officer	12/12	●	●	●	●	●	●	●
Takashi Yamamoto	Managing Director and Executive Vice President	12/12	●		●	●		●	●
Takayuki Miki	Managing Director	10/12*2		●			●	●	●
Yoshihiro Hirokawa	Managing Director	Newly*3			●		●	●	●
Shingo Suzuki	Managing Director	Newly*3					●	●	●
Makoto Tokuda	Managing Director	Newly*3			●			●	●
Hisashi Osawa	Managing Director	Newly*3		●		●		●	●
Tsunehiro Nakayama	Outside Director	12/12	●	●	●	●		●	
Shinichiro Ito	Outside Director	12/12	●		●	●	●	●	
Eriko Kawai	Outside Director	12/12		●	●	●	●	●	
Mami Indo	Outside Director	Newly*3	●	●	●	●		●	

*1 The above list does not represent all the expertise and experience each person has.

*2 Appointed as a director on 29 June 2022; 100% attendance at board meetings during tenure

*3 Newly appointed as a director on 29 June 2023

Name	Independent Officer	Reasons for the appointment
Tsunehiro Nakayama	○	As the Company's outside director, Tsunehiro Nakayama has played an appropriate role aimed at reinforcing the supervision functions of the Board of Directors and ensuring transparency. He is expected to make further contributions going forward, and because there is no possibility of conflicts of interest with general shareholders, he has been appointed as an outside director and independent officer.
Shinichiro Ito	○	As the Company's outside director, Shinichiro Ito has played an appropriate role aimed at reinforcing the supervision functions of the Board of Directors and ensuring transparency. He is expected to make further contributions going forward, and because there is no possibility of conflicts of interest with general shareholders, he has been appointed as an outside director and independent officer.
Eriko Kawai	○	As the Company's outside director, Eriko Kawai has played an appropriate role aimed at reinforcing the supervision functions of the Board of Directors and ensuring transparency. She is expected to make further contributions going forward, and because there is no possibility of conflicts of interest with general shareholders, she has been appointed as an outside director and independent officer.
Mami Indo	○	As the Company's outside director, Having served as an analyst and consultant at securities companies and thinktanks and as a member of the Securities and Exchange Surveillance Commission, Mami Indo has amassed a wealth of experience and broad insight. Since we expect her to provide a wide variety of opinions on the management of the Company in order to reinforce the supervision functions of the Board of Directors and to ensure transparency and because there is no possibility of conflicts of interest with general shareholders, she has been appointed an outside director and independent officer.

取締役報酬

Executive Compensation

- 基本報酬、取締役賞与、譲渡制限付株式報酬により構成*

*Composed of Basic Compensation, Bonuses to Directors and Restricted Stock Compensation

- 社外取締役を委員長とする報酬諮問委員会に諮問のうえ、取締役会にて決定

To be determined by the Board of Directors after consultation with the Compensation Advisory Committee chaired by an outside director

- 業績連動報酬の割合を2023年度より下記のとおり過半以上に増加（従前：約45～50%）

Increased the percentage of Performance-based compensation to more than the majority as follows from FY2023 (previously: approx. 45-50%)

*社外取締役は基本報酬のみ

*Outside Directors receive only a base salary

取締役報酬の構成 / Composition of Directors' Remuneration

譲渡制限付株式報酬（中長期インセンティブ） Restricted Stock Compensation (Medium- to long-term incentives)	業績連動 / Performance-based		従前/previous 約45～50%/Approx. 45-50% （全取締役/All Directors）
取締役賞与（短期インセンティブ） Bonuses (Short-term incentives)	社内取締役全体（平均） Overall internal directors (average) 約50～60% Approx. 50-60%	うち社長 Of these,CEO 約60～70% Approx. 60-70%	
基本報酬 Basic Compensation	業績連動以外 / Non-performance-based		従前/previous 約50～55%/Approx. 50-55% （全取締役/All Directors）
	社内取締役全体（平均） Overall internal directors (average) 約40～50% Approx. 40-50%	うち社長 Of these,CEO 約30～40% Approx. 30-40%	

- 業績連動報酬の指標 / Performance-Based Compensation Indicators

当期の業績、ESGの取り組み、株主への利益還元、グループ長期経営方針の進捗、経済情勢、事業環境等を総合勘案

Takes into account factors such as business results for the fiscal year under review, ESG initiatives, shareholder returns, progress on the Group's long-term vision, economic conditions, and the business environment

The Definition and reduction policy of Strategic shareholdings

- We own stocks considered effective in management strategy from a medium- to long- term perspective to improve the Group's corporate value by comprehensively taking into account business strategy, the relationships with clients and other factors as Strategic shareholdings.
- We review our Strategic shareholdings on an ongoing basis with a view to reduce our holdings. We assess the rationale for owning the stocks based on a quantitative evaluation and our relationship with the issuer.

Sale results (Non-consolidated)				
	FY2019	FY2020	FY2021	FY2022
Number of stocks sold	13	3	4	3
Number of shares (Million shares)	3.57	5.06	3.65	3.10
Sales amount (Billions of yen)	20.3	45.9	50.7	46.5

*The above results include shares in Oriental Land Co Ltd, which were sold in February 2023 before the change of holding purpose to 'investment shares held for pure investment purposes'.

The standard for "Investment stocks held for pure investment purposes" and the stock to be reclassified

- The reason for setting standard of "Investment stocks held for pure investment purposes"
 - ・In our business model, in addition to investing directly in real estate and benefiting from the increased value of real estate, we may also invest in businesses in the form of equity capital and benefit from the increase in value of the shares.
 - ・We had classified such equity capital as "Strategic shareholdings", but these investments are considered to be in our core business same as investments in real estate, so it is suitable to classify them differently from strategic shareholdings.
 - ・We have reorganized the classification of investment stocks based on our actual business model, and set the standard for "Investment stocks held for pure investment purposes"

Classification	Investment stocks held for pure investment purposes	Investment stocks held for purposes other than pure investment purposes (Strategic shareholdings, No changed from before)
Standard	Stocks, as part of business investments, held for the purposes of benefiting from medium to long term increase in share value etc.	Stocks held for purposes other than those listed on the left *Stocks considered effective in management strategy from a medium- to long- term perspective to improve the our Group's corporate value by comprehensively taking into account business strategy, the relationships with clients and other factors, etc.

- Main stock to be reclassified as "Investment stocks held for pure investment purposes."

Stock name	Oriental Land Co., Ltd.
The reason for reclassified	1. Mitsui Fudosan was involved in the establishment of the Oriental Land Co., Ltd., in 1960. We invested in the form of equity capital for the purpose of developing urban resorts and implementing an entertainment business. 2. This investment was made as part of our core business, real estate investments 3. We hold these shares for the purpose of benefiting from the medium to long term increase in share value etc.

ESG指数への組み入れ

Inclusion in ESG Indexes

- GPIFが採用する6つのESG指数（日本株対象）全ての構成銘柄に選定
/Selected as a constituent of all six ESG indexes (covering Japanese equities) used by the GPIF
- 「MSCI日本株女性活躍指数(WIN)」の構成銘柄に6年連続で選定、「Morningstar日本株式ジェンダー・ダイバーシティ・ティルト指数（除くREIT）」最高位評価で格付け
/Selected as a constituent brand of MSCI Japan Empowering Women Index (WIN) for the 6th continuous year,
Selected as Morningstar Japan ex-REIT Gender Diversity Tilt Index and rated at the highest rating.

三井不動産を構成銘柄とするESG指数 / ESG index with Mitsui Fudosan as a constituent

GPIFが採用するESG指数（日本株対象） / ESG indexes (covering Japanese equities) used by the GPIF



FTSE Blossom
Japan



FTSE Blossom
Japan Sector
Relative Index

2023 CONSTITUENT MSCIジャパン
ESGセレクト・リーダーズ指数

2023 CONSTITUENT MSCI JAPAN
ESG SELECT LEADERS INDEX

2023 MSCI ESG Leaders
Indexes Constituent



2023 CONSTITUENT MSCI日本株
女性活躍指数 (WIN)

2023 CONSTITUENT MSCI JAPAN
EMPOWERING WOMEN INDEX (WIN)

THE INCLUSION OF MITSUI FUDOSAN CO., LTD. IN ANY MSCI INDEX, AND THE USE OF MSCI LOGOS, TRADEMARKS, SERVICE MARKS OR INDEX NAMES HEREIN, DO NOT CONSTITUTE A SPONSORSHIP, ENDORSEMENT OR PROMOTION OF MITSUI FUDOSAN CO., LTD. BY MSCI OR ANY OF ITS AFFILIATES.
THE MSCI INDEXES ARE THE EXCLUSIVE PROPERTY OF MSCI. MSCI AND THE MSCI INDEX NAMES AND LOGOS ARE TRADEMARKS OR SERVICE MARKS OF MSCI OR ITS AFFILIATES.



FTSE4Good

MORNINGSTAR GenDi J

Japan ex-REIT Gender Diversity
Tilt Index

TOP CONSTITUENT 2023

Morningstar, Inc., and/or one of its affiliated companies (individually and collectively, "Morningstar") has authorized Mitsui Fudosan Co., Ltd. to use of the Morningstar Japan ex-REIT Gender Diversity Tilt Logo ("Logo") to reflect the fact that, for the designated ranking year, Mitsui Fudosan Co., Ltd. ranks in the top quintile of companies comprising the Morningstar® Japan ex-REIT Gender Diversity Tilt IndexSM ("Index") on the issue of gender diversity in the workplace. Morningstar is making the Logo available for use by Mitsui Fudosan Co., Ltd. for informational purposes. Mitsui Fudosan Co., Ltd. use of the Logo should not be construed as an endorsement by Morningstar of Mitsui Fudosan Co., Ltd. or as a recommendation, offer or solicitation to purchase, sell or underwrite any security associated with Mitsui Fudosan Co., Ltd. The Index is designed to reflect gender diversity in the workplace in Japan, but Morningstar does not guarantee the accuracy, completeness or timeliness of the Index or any data included in it. Morningstar makes no express or implied warranties regarding the Index or the Logo, and expressly disclaim all warranties of merchantability or fitness for a particular purpose or use with respect to the Index, any data included in it or the Logo. Without limiting any of the foregoing, in no event shall Morningstar or any of its third party content providers have any liability for any damages (whether direct or indirect), arising from any party's use or reliance on the Index or the Logo, even if Morningstar is notified of the possibility of such damages. The Morningstar name, Index name and the Logo are the trademarks or services marks of Morningstar, Inc. Past performance is no guarantee of future results.

環境・気候変動を始めとした各種イニシアチブへの加盟・賛同、評価取得

Joining and endorsing various initiatives, including environmental and climate change initiatives, and obtaining recognition

● 2023年 GRESBリアルエステイト評価 / 2023 GRESB Real Estate Assessments

：「GRESBスタンディング・インベストメント・ベンチマーク」と「GRESBディベロップメント・ベンチマーク」の双方において **5 スター** を取得。

また、「GRESBディベロップメント・ベンチマーク」の複合用途において「**グローバル・セクターリーダー**」に初めて選出、当該セクターにおける世界の不動産企業・ファンドの中でも最も高い評価の1社と認定

Mitui fudosan **Acquired a 5 Stars** for both GRESB Standing Investment Benchmark and GRESB Development Benchmark.

Mitsui Fudosan was also **selected as a Global Sector Leader** under the GRESB Development Benchmark of Diversified for the first time, making it one of the companies to receive the highest rank particularly among global real estate companies and funds in the sector.



G R E S B
★★★★★ 2023



G R E S B
R E A L E S T A T E

sector leader 2023



G R E S B
Public Disclosure 2023



CLIMATE



RE100



DRIVING AMBITIOUS CORPORATE CLIMATE ACTION

多様な人材・働き方に関する認定

Certification for Diverse Human Resources and Work Styles

● 女性活躍推進/Promote the activities of diverse personnel ● 多様な人材の活躍の推進/Promote the activities of diverse personnel



女性活躍促進に優れた上場企業として、経済産業省と東京証券取引所から、「なでしこ銘柄」に選定されています。
Our company has been selected by the Ministry of Economy, Trade and Industry and the Tokyo Stock Exchange as one of the "Nadeshiko Brand" as a listed company that excels in the promotion of encouraging women's success in the workplace.



「女性の職業生活における活躍の推進に関する法律（女性活躍推進法）」に基づく取り組みの実施状況が優良な企業として、厚生労働大臣から認定を受けています。
Our company has been certified by the Minister of Health, Labor and Welfare as a company with excellent implementation of initiatives based on the Law Concerning the Promotion of Women's Advancement in Employment (Women's Activity Promotion Law).



健康経営優良法人
ホワイト500

健康経営に特に優れた企業として、経済産業省と東京証券取引所から、「健康経営銘柄」に選定されています。
また、経済産業省と日本健康会議から、「健康経営優良法人 ホワイト500」の認定を受けています。
Our company has been selected by the Ministry of Economy, Trade and Industry (METI) and the Tokyo Stock Exchange (TSE) as one of the "Health Management Issues" as a company that particularly excels in health management. In addition, the Ministry of Economy, Trade and Industry and the Japan Health Council have certified the company as a "White 500 Corporation for Excellent Health Management."

● 育児支援/Childcare Support Initiatives



厚生労働大臣から子育てサポート企業として、「くるみん」の認定を受けています。

*三井不動産レジデンシャルにて取得

Our company has acquired "Kurumin" certification from the Minister of Health, Labour and Welfare as a company that supports child

*Acquired by Mitsui Fudosan Residential Co., Ltd.