

当社グループの温室効果ガス排出量削減目標

Mitsui Fudosan Group's Greenhouse Gas Emission Reduction Targets

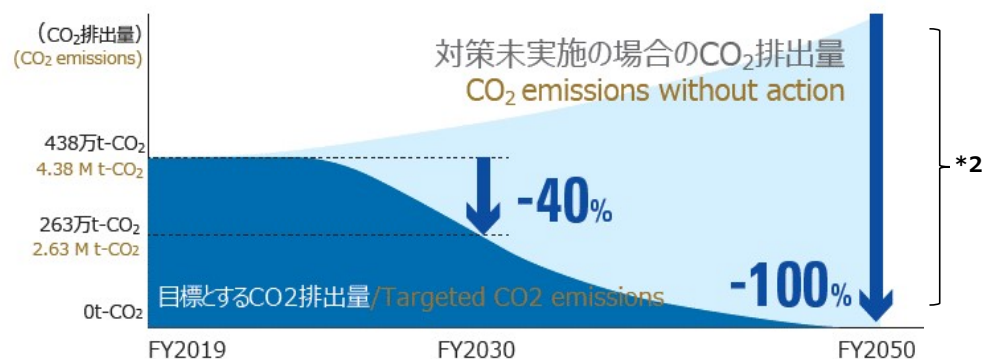
- 2030年度までに40%削減（2019年度比）^{*1}
40% reduction in Group's GHG emissions by FY2030 (Compared to FY2019)^{*1}

SBTイニシアティブより「1.5℃目標」認定取得済
Acquired SBT Initiative Certification for “1.5℃ target”

- 2050年度までにネットゼロ^{*1}
Net Zero by FY2050^{*1}

^{*1} SCOPE1+SCOPE2は2030年度までに46.2%削減（2019年度比）

^{*1} SCOPE 1 + SCOPE 2: 46.2% reduction by FY2030 (Compared to FY2019)



*2 ✓ 物件の環境性能向上

Improve environmental performance of properties

✓ 再エネ活用・電力グリーン化

Utilization of renewable energy and greening of electricity

✓ メガソーラー拡大

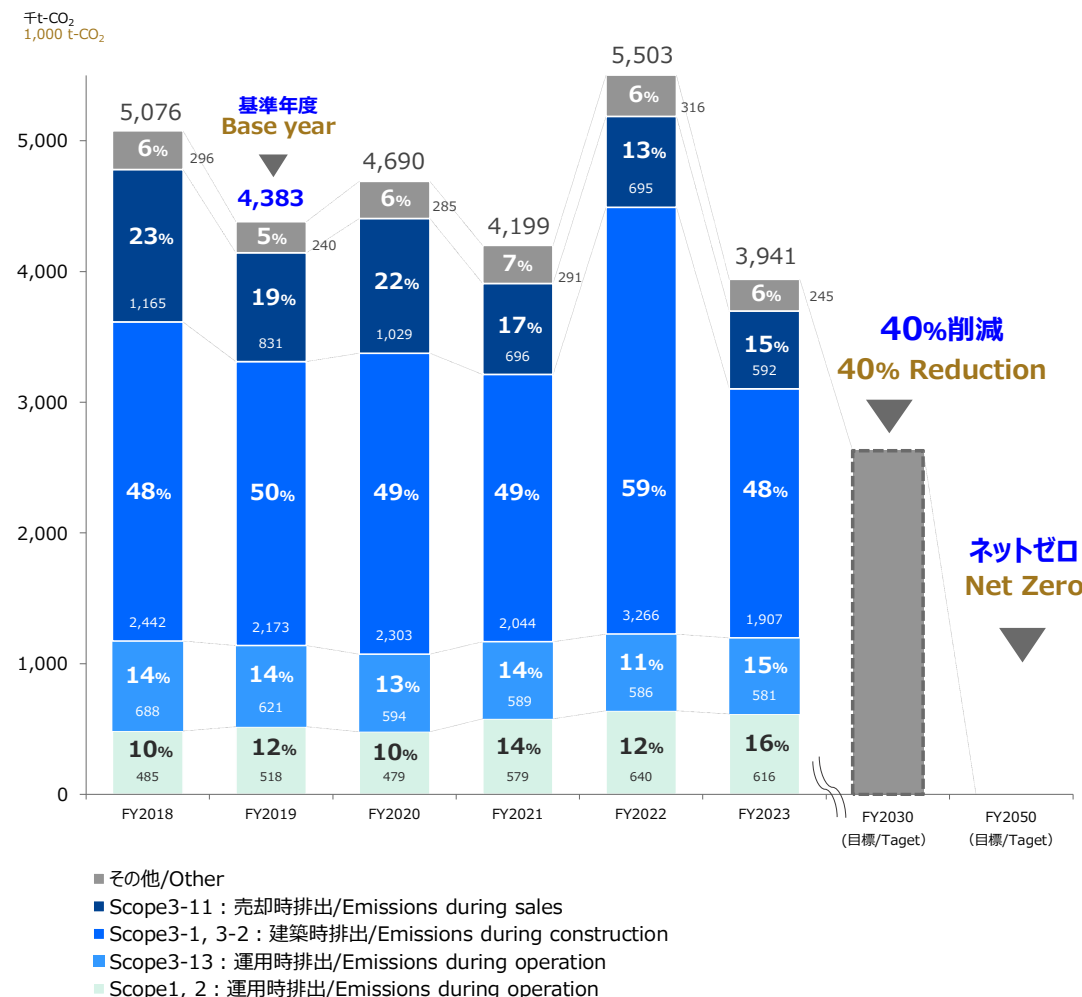
Expansion of mega-solar

✓ 建築時排出量削減、洋上風力・新技術など

Reduction of emissions during construction, offshore wind & new technologies, etc.

温室効果ガス排出量 進捗状況 Greenhouse Gas Emissions Progress

■ 脱炭素社会実現への取り組みの詳細は、当社WEBサイトを参照
https://www.mitsuifudosan.co.jp/esg_csr/carbon_neutral/
■ For details on our efforts to realize a decarbonized society, please refer to our website
https://www.mitsuifudosan.co.jp/english/esg_csr/carbon_neutral/



■ 3年平均/3-year average

FY2018 - FY2020	FY2021 - FY2023	増減率/Change Rate
約/Approx. 4,716,000 t-CO ₂	約/Approx. 4,548,000 t-CO ₂	-3.6%

■ 2019年度比/Compared to FY 2019

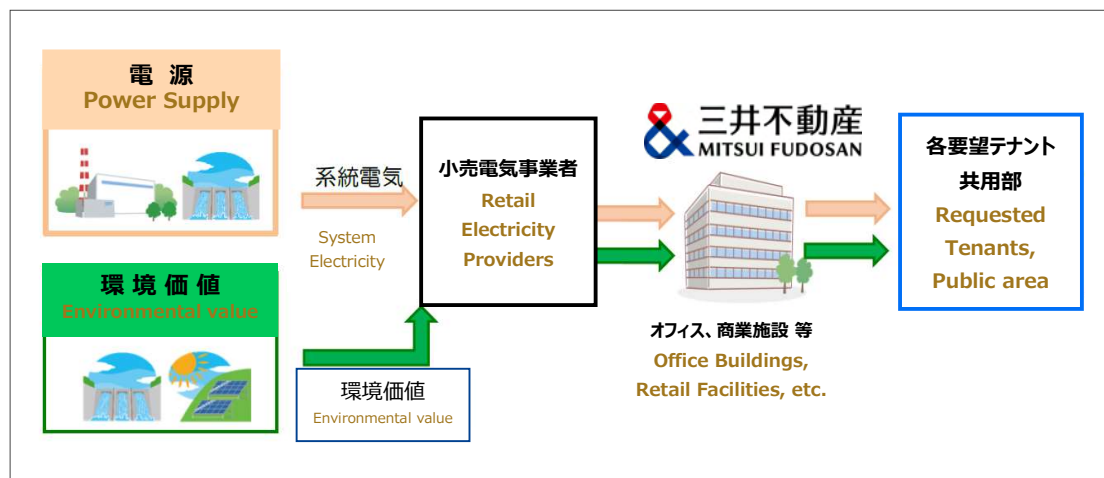
FY2019	FY2023	増減率/Change Rate
約/Approx. 4,383,000 t-CO ₂	約/Approx. 3,941,000 t-CO ₂	-10.1%

「グリーン電力化」2025年度よりさらなる拡大

Further Expansion of "Green Electrification" from FY2025

- 対象エリア：全国に拡大
Target areas : Expansion to **nationwide**
- グリーン電力化対象施設：約**250**施設
Green Power Target Facilities : Approx. **250** facilities
- 累計供給計画量（2030年度時点）：約**9.6**億kWh
Planned cumulative supply (As of FY2030) : Approx. **960** million kWh
- 共用部分のグリーン化に加え、**入居テナントの要望により対応可能な「グリーン電力の提供サービス」を実施、導入企業の契約見込み件数は約260件超**
In addition to greening the common areas, a "Green Power Supply Service" has been **implemented to meet the needs of tenant requests**. The estimated number of contracts with companies introducing this service is **over 260**.

グリーン電力化の仕組み（イメージ） Green Power Conversion System (image)



日本橋・八重洲・豊洲エリアで電力供給を展開する 「スマートエネルギープロジェクト」での電力グリーン化*1

Supplying Electricity in the Nihonbashi, Yaesu and Toyosu Areas Greening of power in the " Smart Energy Project " *1

- 当社が展開する特定送配電事業*2・小売電気事業*3において、既存ビルを含めた周辺地域への供給電力をグリーン化（国内初）
Mitsui Fudosan's specified power transmission and distribution business*2 and retail electricity business*3 will green the electricity supplied to the surrounding areas, including existing buildings (First in Japan)
 - 提供開始：2022年1月/Start period : January 2022
- *1 当社と電源開発株式会社が「FIT 非化石証書へのトラッキング付与に係る個別合意に関する契約」を締結し、再生エネルギー電源由来の環境価値のトラッキング情報を長期安定的に提供を受けることを合意したことにより実現
- *2 自らで送配電用の電気工作物を維持・運用し、特定の供給地点において託送供給を行う事業
- *3 一般の需要に応じて電気を供給する事業
- *1 Mitsui Fudosan and Electric Power Development Co., Ltd. signed an "Agreement on Individual Tracking of FIT Non-Fossil Certificates" and agreed to receive long-term, stable tracking information on the environmental value derived from renewable energy sources
- *2 Business to maintain and operate electric facilities for transmission and distribution by itself and to provide a consigned supply of electricity at a specific service point
- *3 Business of supplying electricity to meet general demand

主な電力供給物件 Main Electricity Supply Properties



日本橋室町三井タワー
Nihonbashi Muromachi Mitsui Tower



東京ミッドタウン八重洲
TOKYO MIDTOWN YAESU



豊洲ベイサイドクロスタワー
TOYOSU BAYSIDE CROSS TOWER

保有森林による二酸化炭素の吸収

Absorption of CO₂ by Company-Owned Forest

- 北海道の道北地方を中心に 約**5,000**ha の森林を保有・管理
Owns and manages approx. **5,000** ha of forests,
mainly in the northern region of Hokkaido
- 当社グループの森が吸収・固定した二酸化炭素量：約**21,315**t-CO₂/年*
Amount of CO₂ absorbed and stored by forests owned
by the Mitsui Fudosan Group : Approx. **21,315** t-CO₂/year*

*フォレストストック協会による2023年1月1日付の認定数字

*Figures certified by FORESTOCK Association as of Jan. 1, 2023



- フォレストストック認定を取得（2023年1月1日付）
Acquired FORESTOCK certification (As of Jan. 1, 2023)



フォレストストック認定は、2009 年に日本林業経営者協会が創設した認定制度。森林のCO₂ 吸収量や生物多様性などを第三者機関が多面的に調査、評価の上認定するもので、現在は一般社団法人フォレストストック協会が運営している認定制度です。

FORESTOCK Certification is a certification system created in 2009 by the Forest Management Association of Japan. The certification system involves a third-party organization conducting multifaceted studies and assessments on matters such as forests' CO₂ absorption and biodiversity, and is currently operated by the FORESTOCK Association.


木造賃貸オフィスビル(日本橋本町一丁目3番計画)を推進中*

Wooden office building(Nihonbashi Honcho 1-chome 3 project) in progress*

- 現存する木造高層建築物として**国内最大・最高層**
To be the **largest** and **tallest** amongst existing wooden high-rise building in Japan
- 構造材に使用する木材量は**国内最大規模1,100 m³ 超え**の見込み
The amount of lumber used for structural materials is expected to exceed **1,100 m³, one of the largest in Japan**
- 当社グループが保有する森林資源を積極的に活用
Active use of forest resources owned by the Mitsui Fudosan Group
- 建築時のCO₂ 排出量：約**30%**削減効果を想定
CO₂ emissions during construction: Assumed reduction of approx.**30%**

*2024年1月11日リリース時点

*As of release on Jan. 11, 2024



〈日本橋本町一丁目3番計画概要〉

所在地：東京都中央区
日本橋本町一丁目3番地
建築規模：地上18 階・約84m
延床面積：約28,000 m²
用途：事務所、研究所、店舗
竣工時期：2026年9月予定

〈Outline of the Nihonbashi Honcho 1-chome 3 project〉

Location : 3, Nihonbashihoncho, Chuo-ku, Tokyo
Building scale : 18 floors above ground, Approx. 84m
Total floor area : Approx. 28,000m²
Uses : Office, laboratory, Retail
Completion date : Sep.2026 (scheduled)

累計1兆円超の資金調達をサステナブルファイナンスで実施 Sustainable Financing Totals over ¥1,000 billion

ポジティブ・インパクト・ファイナンス（PIF）

Positive Impact Finance

- ・環境・社会・経済にインパクトを及ぼす企業活動について中長期的な目標・KPIを策定し、金融機関から評価を受けて実行される借入
Borrowings to be implemented after evaluation by financial institutions based on medium- to long-term goals and KPIs for corporate activities that have an impact on the environment, society, and the economy.
- ・評価テーマ：
環境負荷の低減とエネルギーの創出、街づくりを通した「超スマート社会」の実現、健やか・安全・安心な暮らしの実現、多様な人材が活躍できる社会の実現
Evaluation themes :
Reduction of environmental burden and energy generation; realization of a "super-smart society" through urban development; realization of healthy, safe, and secure lifestyles; realization of a society in which diverse human resources can play an active role.

サステナビリティ・リンク・ローン（SLL）

Sustainability Linked Loan

- ・サステナビリティ目標の達成により金利優遇を得られる借入
Borrowings with preferential interest rates based on achievement of sustainability goals.
- ・2024年5月にサステナビリティ・リンク・ボンドフレームワークを統合したサステナビリティ・リンク・ファイナンス・フレームワークを策定
Sustainability Linked Finance Framework integrated with Sustainability Linked Bond Framework in May 2024.

グリーンボンド（GB）・グリーンローン（GL）


Green Bond & Green Loan

- ・グリーンプロジェクトへの投資資金を資金使途として発行する社債・借入
Bonds to be issued for investment in green projects.

【グリーンボンド(GB・ローン(GL)充当済み物件事例】

Example of Green Bond (GB/Loan (GL) allocated property

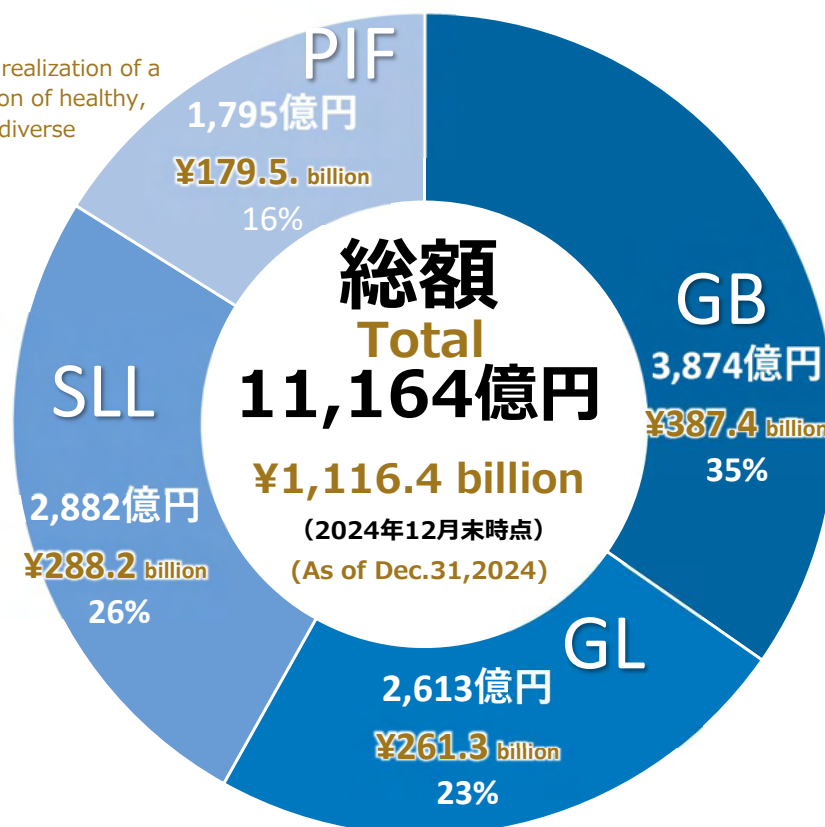
・東京ミッドタウン八重洲
八重洲セントラルタワー
Tokyo Midtown Yaesu
Yaesu Central Tower



・50ハドソンヤード
50 Hudson Yards



・LaLa arena TOKYO-Bay
LaLa arena TOKYO-BAY



社員エンゲージメント 当社で働くことを誇りに思う社員の割合

Improvement of employee Engagement

目標 / Target

80%

FY2022

92%

FY2023

92%

男性育児休業等取得率

Percentage of male employees taking childcare leave

目標 / Target

100%

FY2022

122.9%

FY2023

116.6%

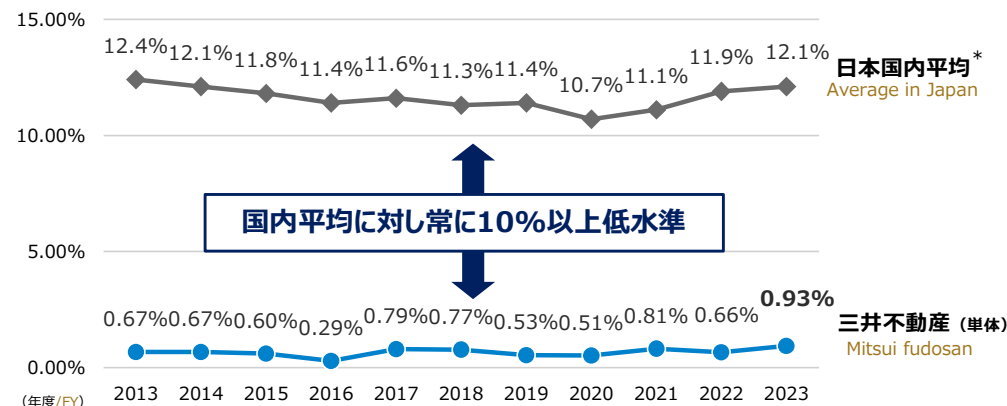
配偶者が出産した年度と、育児休業等を取得した年度が異なる男性社員がいる場合、100%を超えることがあります。

Where there are male employees who take childcare leave, etc. in a different fiscal year from that of their child's birth, this rate might exceed 100%.

フルタイム従業員の自己都合離職率（単体）

Full time staff voluntary turnover rate (non-consolidated)

■ 1%以下の低水準で推移/Remains at a low level of less than 1%.



*出典：厚生労働省「令和5年雇用動向調査結果の概況」離職率（一般）

Source: Ministry of Health, Labour and Welfare, Summary of Results of the 2023 Survey of Employment Trends, Turnover rate (general).

その他の重点施策と進捗状況（単体）

Full time staff voluntary turnover rate (non-consolidated)

重点施策 Priority measures	KPIs（単体/Non-consolidated）			進捗状況/Progress （2022年度/FY2022）	進捗状況/Progress （2023年度/FY2023）
	指標/Indicators	達成時期/Period	目標 /Target		
ダイバーシティ&インクルージョン Diversity and Inclusion	女性管理職比率 Women in management positions ratio	2025年 / 2025	10%	7.7% 2023年4月1日付 As of Apr. 1, 2023	9.2% 2024年4月1日付 As of Apr. 1, 2024
		2030年 / 2030	20%		
	女性採用比率 Ratio of female hires	毎年/Annual	40%	44.1%	48.6%
	障がい者雇用率 Employment rate of people with	毎年/Annual	2.3% 以上/or above	2.52%	2.74%
人材育成・スキル向上 Human Resource Development and the Improvement of Skills	1人当たり研修時間 Training time per employee	毎年/Annual	前年実績水準 / Last year's level	28.2時間/hours	28.4時間/hours
	1人当たり研修投資額 Training expenses per employee	毎年/Annual	前年実績水準 / Last year's level	¥131,000	¥132,000
	育児休業取得者の復帰率 Return rate from childcare leave	毎年/Annual	100%	100%	100%
多様な働き方 Diverse Work Styles	有給休暇取得日数 Number of paid leave days taken	毎年/Annual	年間14日 / 14 days annually	16.2日/days	16.2日/days
健康経営 Health and Productivity Management	健康診断/人間ドック受診率 Health checkup and screening rate	毎年/Annual	100%	100%	100%

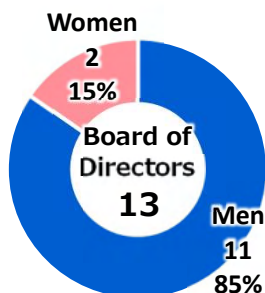
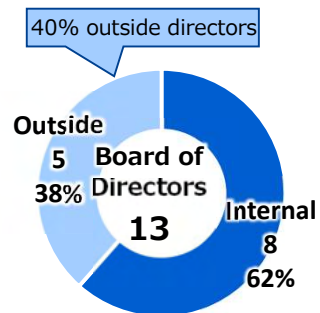
Institutional Design and Composition of Board of Directors

■ Institutional Design: The company has a Board of Auditors

■ Board of Directors

Composition
of Board of Directors

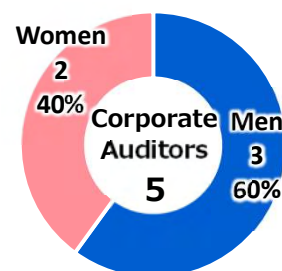
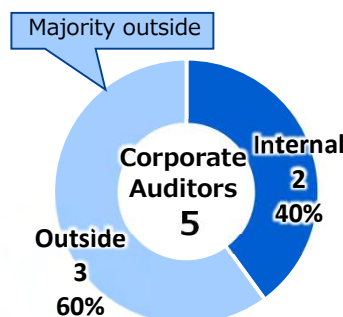
Gender Ratio:
Board of Directors



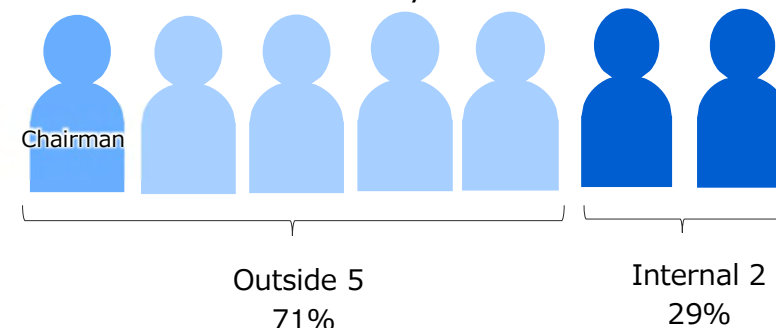
■ Board of Corporate Auditors

Composition of Board
of Corporate Auditors

Gender Ratio: Board
of Corporate Auditors



■ Compensation Advisory Committee and
Nomination Advisory Committee



Skill Matrix, etc. of Directors*1 and Reasons for the appointment of Outside Directors

Name	Role	Attendance at Board of Directors Meetings (FY2022)	Management related skills			Core competence	Expert skills			
			Corporate Management	Treasury, accounting and finance	Risk Management		Global	Technology and innovation	Human resources strategy	Sustainabi lity
Masanobu Komoda	Chairman of the Board	12/12	●	●	●	●	●		●	●
Takashi Ueda	President and Chief Executive Officer	12/12	●	●	●	●	●	●		●
Takashi Yamamoto	Managing Director and Executive Vice President	12/12	●		●	●	●			
Shingo Suzuki	Managing Director	10/10		●		●		●		●
Makoto Tokuda	Managing Director	10/10		●	●	●			●	
Hisashi Osawa	Managing Director	10/10				●	●			
Yutaka saito	Managing Director	Newly*2				●			●	
Nobuhiko Mochimaru	Managing Director	Newly*2		●		●		●		●
Tsunehiro Nakayama	Outside Director	12/12	●	●	●		●			
Shinichiro Ito	Outside Director	12/12	●		●			●	●	
Eriko Kawai	Outside Director	12/12		●			●		●	●
Mami Indo	Outside Director	10/10	●	●	●					
Takashi Hibino	Outside Director	Newly*2	●	●	●		●			

Name	Independent Officer	Reasons for the appointment
Tsunehiro Nakayama	○	As the Company's outside director, Tsunehiro Nakayama has played an appropriate role aimed at reinforcing the supervision functions of the Board of Directors and ensuring transparency. He is expected to make further contributions going forward, and because there is no possibility of conflicts of interest with general shareholders, he has been appointed as an outside director and independent officer.
Shinichiro Ito	○	As the Company's outside director, Shinichiro Ito has played an appropriate role aimed at reinforcing the supervision functions of the Board of Directors and ensuring transparency. He is expected to make further contributions going forward, and because there is no possibility of conflicts of interest with general shareholders, he has been appointed as an outside director and independent officer.
Eriko Kawai	○	As the Company's outside director, Eriko Kawai has played an appropriate role aimed at reinforcing the supervision functions of the Board of Directors and ensuring transparency. She is expected to make further contributions going forward, and because there is no possibility of conflicts of interest with general shareholders, she has been appointed as an outside director and independent officer.
Mami Indo	○	As the Company's outside director, Having served as an analyst and consultant at securities companies and thinktanks and as a member of the Securities and Exchange Surveillance Commission, Mami Indo has amassed a wealth of experience and broad insight. Since we expect her to provide a wide variety of opinions on the management of the Company in order to reinforce the supervision functions of the Board of Directors and to ensure transparency and because there is no possibility of conflicts of interest with general shareholders, she has been appointed an outside director and independent officer.
Takashi Hibino	○	As the Company's outside director, Takashi Hibino has served as president and chairman of a securities company and has broad insight and diverse experience in finance, capital markets and management in general. He is expected to provide various opinions on the Company's management in order to strengthen the supervisory function of the Board of Directors and ensure transparency, and because there is no risk of a conflict of interest with general shareholders, He has been appointed as an external director and independent director.

*1 The above list does not represent all the expertise and experience each person has.

*2 Newly appointed as a director on 29 June 2024

取締役報酬

Executive Compensation

- 基本報酬、取締役賞与、譲渡制限付株式報酬により構成*
Composed of Basic Compensation, Bonuses to Directors and Restricted Stock Compensation*
- 社外取締役を委員長とする報酬諮問委員会に諮問のうえ、取締役会にて決定
To be determined by the Board of Directors after consultation with the Compensation Advisory Committee chaired by an outside director
- 業績連動報酬の割合を2023年度より下記のとおり過半以上に増加（従前：約45～50%）
Increased the percentage of Performance-based compensation to more than the majority as follows from FY2023 (previously: approx. 45-50%)

*社外取締役は基本報酬のみ

*Outside Directors receive only a base salary

取締役報酬の構成 / Composition of Directors' Remuneration

譲渡制限付株式報酬（中長期インセンティブ） Restricted Stock Compensation (Medium- to long-term incentives)	業績連動 / Performance-based		従前/previous 約45～50%/Approx. 45-50% （全取締役/All Directors）
取締役賞与（短期インセンティブ） Bonuses (Short-term incentives)	社内取締役全体（平均） Overall internal directors (average) 約50～60% Approx. 50-60%	うち社長 Of these,CEO 約60～70% Approx. 60-70%	
基本報酬 Basic Compensation	業績連動以外 / Non-performance-based		従前/previous 約50～55%/Approx. 50-55% （全取締役/All Directors）
社内取締役全体（平均） Overall internal directors (average) 約40～50% Approx. 40-50%	うち社長 Of these,CEO 約30～40% Approx. 30-40%		

● 業績連動報酬の指標 / Performance-Based Compensation Indicators

当期の業績（営業利益および親会社に帰属する当期純利益）、ESGの取り組み、株主への利益還元（配当および自己株式取得実績）、グループ長期経営方針の進捗等を総合勘案

Takes into account factors such as business results for the fiscal year (operating income and Profit attributable to owners of parent) under review, ESG initiatives, shareholder returns (dividends and share buyback results), progress on the Group's long-term vision

The Definition and reduction policy of Strategic shareholdings

- We own stocks considered effective in management strategy from a medium- to long- term perspective to improve the Group's corporate value by comprehensively taking into account business strategy, the relationships with clients and other factors as Strategic shareholdings.
- We review our Strategic shareholdings on an ongoing basis with a view to reduce our holdings.
We assess the rationale for owning the stocks based on a quantitative evaluation and our relationship with the issuer.
- Reduce current holdings by 50% over the three-year period to FY2026. Continue to actively reduce strategic shareholdings from FY2026 onward.

Sale results (Non-consolidated)					
Strategic shareholdings +Investment stocks held for pure investment purposes					
	FY2019	FY2020	FY2021	FY2022	FY2023
Number of stocks sold	13	3	4	3	7
Number of shares (Million shares)	3.57	5.06	3.65	3.10	1,335
Sales amount (Billions of yen)	20.3	45.9	50.7	46.5	598

The standard for "Investment stocks held for pure investment purposes" and the stock to be reclassified

- The reason for setting standard of "Investment stocks held for pure investment purposes"
 - ・In our business model, in addition to investing directly in real estate and benefiting from the increased value of real estate, we may also invest in businesses in the form of equity capital and benefit from the increase in value of the shares.
 - ・We had classified such equity capital as "Strategic shareholdings", but these investments are considered to be in our core business same as investments in real estate, so it is suitable to classify them differently from strategic shareholdings.
 - ・We have reorganized the classification of investment stocks based on our actual business model, and set the standard for "Investment stocks held for pure investment purposes"

Classification	Investment stocks held for pure investment purposes	Investment stocks held for purposes other than pure investment purposes (Strategic shareholdings, No changed from before)
Standard	Stocks, as part of business investments, held for the purposes of benefiting from medium to long term increase in share value etc.	Stocks held for purposes other than those listed on the left *Stocks considered effective in management strategy from a medium- to long- term perspective to improve the our Group's corporate value by comprehensively taking into account business strategy, the relationships with clients and other factors, etc.

- Main stock to be classified as "Investment stocks held for pure investment purposes."

Stock name	Oriental Land Co., Ltd.
The reason for classified	1. Mitsui Fudosan was involved in the establishment of the Oriental Land Co., Ltd., in 1960. We invested in the form of equity capital for the purpose of developing urban resorts and implementing an entertainment business. 2. This investment was made as part of our core business, real estate investments 3. We hold these shares for the purpose of benefiting from the medium to long term increase in share value etc.

- Sell at the right time

Reflecting our track record to date, we will continue to take a flexible and sustainable approach to selling over time, allocating proceeds to invest for future growth while also taking the share price into account.

ESG指数への主な組み入れ

Main inclusion in ESG Indexes

- GPIFが採用する6つのESG指数（日本株対象）全ての構成銘柄に選定
/Selected as a constituent of all six ESG indexes (covering Japanese equities) used by the GPIF
- 「MSCI日本株女性活躍指数(WIN)」の構成銘柄に6年連続で選定、「Morningstar日本株式ジェンダー・ダイバーシティ・ティルト指数（除くREIT）」最高位評価で格付け
/Selected as a constituent brand of MSCI Japan Empowering Women Index (WIN) for the 6th continuous year,
Selected as Morningstar Japan ex-REIT Gender Diversity Tilt Index and rated at the highest rating.

三井不動産を構成銘柄とするESG指数 / ESG index with Mitsui Fudosan as a constituent

GPIFが採用するESG指数（日本株対象） / ESG indexes (covering Japanese equities) used by the GPIF



**FTSE Blossom
Japan**

**2024 CONSTITUENT MSCI日本株
ESGセレクト・リーダーズ指数**

**2024 CONSTITUENT MSCI NIHONKABU
ESG SELECT LEADERS INDEX**



**FTSE Blossom
Japan Sector
Relative Index**

**2024 MSCI ESG Leaders
Indexes Constituent**



**2024 CONSTITUENT MSCI日本株
女性活躍指数 (WIN)**

**2024 CONSTITUENT MSCI JAPAN
EMPOWERING WOMEN INDEX (WIN)**

THE INCLUSION OF MITSUI FUDOSAN CO., LTD. IN ANY MSCI INDEX, AND THE USE OF MSCI LOGOS, TRADEMARKS, SERVICE MARKS OR INDEX NAMES HEREIN, DO NOT CONSTITUTE A SPONSORSHIP, ENDORSEMENT OR PROMOTION OF MITSUI FUDOSAN CO., LTD. BY MSCI OR ANY OF ITS AFFILIATES.
THE MSCI INDEXES ARE THE EXCLUSIVE PROPERTY OF MSCI. MSCI AND THE MSCI INDEX NAMES AND LOGOS ARE TRADEMARKS OR SERVICE MARKS OF MSCI OR ITS AFFILIATES.



FTSE4Good

MORNINGSTAR GenDi J

**Japan ex-REIT Gender Diversity
Tilt Index**

TOP CONSTITUENT 2025

Morningstar, Inc., and/or one of its affiliated companies (individually and collectively, "Morningstar") has authorized Mitsui Fudosan Co., Ltd. to use of the Morningstar® Japan ex-REIT Gender Diversity Tilt Logo ("Logo") to reflect the fact that, for the designated ranking year, Mitsui Fudosan Co., Ltd. ranks within the top group of companies comprising the Morningstar® Japan ex-REIT Gender Diversity Tilt Index™ ("Index") on the issue of gender diversity in the workplace. Morningstar is making the Logo available for use by Mitsui Fudosan Co., Ltd. solely for informational purposes. Mitsui Fudosan Co., Ltd. use of the Logo should not be construed as an endorsement by Morningstar of Mitsui Fudosan Co., Ltd. or as a recommendation, offer or solicitation to purchase, sell or underwrite any security associated with Mitsui Fudosan Co., Ltd. The Index is designed to reflect gender diversity in the workplace in Japan, but Morningstar does not guarantee the accuracy, completeness or timeliness of the Index or any data included in it. Morningstar makes no express or implied warranties regarding the Index or the Logo, and expressly disclaims all warranties of merchantability or fitness for a particular purpose or use with respect to the Index, any data included in it or the Logo. Without limiting any of the foregoing, in no event shall Morningstar or any of its third party content providers have any liability for any damages (whether direct or indirect), arising from any party's use or reliance on the Index or the Logo, even if Morningstar is notified of the possibility of such damages. The Morningstar name, Index name and the Logo are the trademarks or services marks of Morningstar, Inc. Past performance is no guarantee of future results.

環境・気候変動を始めとした各種イニシアチブへの加盟・賛同、評価取得

Joining and endorsing various initiatives, including environmental and climate change initiatives, and obtaining

● 2024年 GRESBリアルエステイト評価 / 2024 GRESB Real Estate Assessments

GRESBリアルエステイト評価「ディベロップメント・ベンチマーク」において最高評価「5スター」を2年連続取得

Mitsui Fudosan Obtains highest rank of "5 Stars" in GRESB Real Estate Assessment "Development Benchmark" for two consecutive years.



多様な人材・働き方に関する認定

Certification for Diverse Human Resources and Work Styles

● 女性活躍躍進/Promote the activities of diverse personnel



女性活躍促進に優れた上場企業として、経済産業省と東京証券取引所から、「なでしこ銘柄」に選定されています。
Our company has been selected by the Ministry of Economy, Trade and Industry and the Tokyo Stock Exchange as one of the "Nadeshiko Brand" as a listed company that excels in the promotion of encouraging women's success in the workplace.



「女性の職業生活における活躍の推進に関する法律（女性活躍推進法）」に基づく取り組みの実施状況が優良な企業として、厚生労働大臣から認定を受けています。
Our company has been certified by the Minister of Health, Labor and Welfare as a company with excellent implementation of initiatives based on the Law Concerning the Promotion of Women's Advancement in Employment (Women's Activity Promotion Law).

● 多様な人材の活躍の推進/Promote the activities of diverse personnel



経済産業省と日本健康会議から、「健康経営優良法人 ホワイト500」の認定を受けています。
The Ministry of Economy, Trade and Industry and the Japan Health Council have certified the company as a "White 500 Corporation for Excellent Health Management."

● 育児支援/Childcare Support Initiatives



厚生労働大臣から子育てサポート企業として、「プラチナくるみん」の認定を受けています。

*三井不動産単体および三井不動産レジデンシャルにて取得

Our company has acquired "Platinum Kurumin" certification from the Minister of Health, Labour and Welfare as a company that supports childcare.

*Acquired by Mitsui Fudosan Co., Ltd. and Mitsui Fudosan Residential Co., Ltd.