

For immediate release

August 25, 2016

Mitsui Fudosan Co., Ltd.

Mitsui Fudosan Hotel Management Co., Ltd.

Located Just Five Minutes' Walk from JR Tokyo Station, A New "Tokyo Tourism and Business Center"

in a Notable Location Linking the Ginza and Nihonbashi Areas

「Mitsui Garden Hotel Kyobashi」


Opening Thursday, September 1, 2016

Mitsui Fudosan Co., Ltd. and Mitsui Fudosan Hotel Management Co., Ltd. have decided on an opening date of Thursday, September 1, 2016, for the Mitsui Garden Hotel Kyobashi located in Kyobashi 1-Chome, Chuo-ku, Tokyo.

Kyobashi is located within walking distance of Tokyo Station and the Ginza and Nihonbashi areas, making it highly convenient for tourism or business. In addition the Kyobashi area is attracting attention for reasons including the development of multi-use facilities in the station area. The hotel has 233 guest rooms, and the second floor contains a lounge that combines the lobby and restaurant. The hotel has emerged as a new Tokyo tourism and business center catering to various needs of guests, including business meetings or afternoon teas.

Mitsui Garden Hotel Kyobashi Features

- A convenient location for transport, being a five-minute walk from Tokyo Station (Yaesu Central ticket gate). Located inside the high-profile Kyobashi area and within walking distance of Ginza and Nihonbashi.
- Guest rooms (233) can all accommodate two or more people, responding to business users as a matter of course, but also to tourism and leisure demand.
- A design concept of "Kyobashi Modern," a sublime modernized form of "Edo stylishness." The design incorporates the culture of ordinary people from the Edo Period (1603-1868), who were playful and enjoyed things like *hanjie** puzzles.
* Hanjie puzzle games popular during the Edo Period were picture puzzles that combined to draw out words forming solutions
- An art wall on the hotel exterior and entrance derives from Utagawa Hiroshige's ukiyo-e, "Bamboo Market by Kyobashi Bridge," depicted in a modern expression.
- THE LOUNGE is a spacious area combining the lobby and a restaurant. Can be used daily for purposes other than accommodation, including business talks, afternoon tea or the bar.
- Breakfast is a semi-buffet style where diners select a single main dish such as French toast. The menu offers a daily special based on the concept of being "a colorful delicatessen of flavors drawn from the colors of ingredients."



Guest room



Exterior view



Lobby



Entrance



THE LOUNGE

<Details of Mitsui Garden Hotel Kyobashi>

- Ideally Located within Walking Distance of Tokyo Station, Ginza and Nihonbashi.
The Kyobashi Area is Now Attracting Attention!

Located just a five-minute walk from Tokyo Station (Yaesu Central ticket gate)—a gateway to many places throughout Tokyo and also convenient for travel between the main cities in Japan via the Shinkansen. It is also a convenient location for transport, being a two-minute walk from Kyobashi Station, the interim point between the Ginza and Nihonbashi areas popular with tourists from within and outside of Japan in addition to being convenient for business. Kyobashi is attracting attention as a new Tokyo tourist spot with the planned opening in fall this year of a multi-use commercial facility directly connected to Kyobashi Station. Work is also advancing on the Yaesu district around Tokyo Station, with many large-scale redevelopment projects scheduled for completion from 2020 onward. Looking ahead, there are growing expectations for a change in the area's appearance and inhabitants.




■ All Rooms At Least Double-Room Size Relaxing and Spacious Areas for Either Leisure or Business

Mitsui Garden Hotel Kyobashi has 15 floors above ground and a total of 233 rooms, including 158 double rooms, 69 twin rooms and 6 triple rooms. There are no single rooms and all rooms are double room size or larger, (including comfort grade), catering to leisure users such as families and groups, while also providing a relaxing and spacious area for individuals staying for business or similar reasons.

■ A Design Concept of “Kyobashi Modern,” a Sublime Modernization of Edo Stylishness

Kyobashi once stood alongside Nihonbashi as a renowned bridge, and was significant as the first bridge encountered after setting out from Nihonbashi toward Kyoto along the Tokaido Road. A symbol of that was depicted in “Bamboo Market by Kyobashi Bridge,” one of Utagawa Hiroshige’s series “One Hundred Famous Views of Edo.” Respecting that history and culture, Mitsui Garden Hotel Kyobashi has a design concept of “Kyobashi Modern,” in which the entire hotel is expressed in a modernized form reflecting Kyobashi’s history and Edo culture.



Utagawa Hiroshige’s “Bamboo Market by Kyobashi Bridge,” from “One Hundred Famous Views of Edo.”

Guest Room Designs Incorporate the Playfulness of Ordinary Edo Citizens

The hotel interior uses a simple, modern expression of “Edo Stylishness” that extracts the elements of “liveliness,” “entertainment” and “harmony.” Guest rooms have a red sandalwood tone that is simple yet sophisticated, incorporating *hanjie* designs that also display an awareness of the playful nature of ordinary people in the Edo Period. The rooms will become places for relaxation that also leave a strong impression on both foreign guests and domestic travelers alike.



Exterior and Entrance Designs Drawn from the Ukiyo-e “Bamboo Market by Kyobashi Bridge”

The hotel exterior features sharp, straight lines drawn from the image of the riverside bamboo market depicted in the ukiyo-e. The entrance also features an art wall whose entirety is a modernized expression of the “Bamboo Market by Kyobashi Bridge.” Stepping inside the hotel immediately carries people away from the hustle and bustle of the city and envelops them in the atmosphere of old Edo.




■ THE LOUNGE: Available for Activities Other than Accommodation, Including Business Talks, Afternoon Teas and the Bar

THE LOUNGE on the second floor is a spacious area of about 200 m² that combines the lobby and a restaurant. The plan is to open the restaurant for morning service in addition to lunch and to provide a café and bar that can be used not just by guests, but also cater to a variety of needs as a base for business or sightseeing in the area.



Modern Interiors Express Old but Cherished Scenes Visible from Kyobashi

THE LOUNGE ceiling has been given a modern arrangement based on the water surface once visible on the Kyobashi river. Using natural lighting and reflecting patterns on windows creates a comfortable space. Modern interiors express an old but cherished atmosphere of Kyobashi, with a counter and pendant lights produced in the image of bubbles from the water of the Kyobashi river and a console arranged in a latticework form.



Carefully Selected Ingredients in a Semi-Buffer Style Colorful Delicatessen

Breakfast is a Western-style semi-buffet in which diners select one main dish. Main dish options include an omelet or French toast made using the carefully selected Jiyoran eggs, as well as accompanied by Asakusa ham, which draws on over 80 years of tradition of maintaining fine flavor since its founding in 1932, vegetable cuisine, or a hearty soup. The hotel will also prepare a colorful delicatessen of healthy foods enabling a taste of foods of different colors, changing the blend each day. Salads will mainly use ingredients from the Miura Peninsula of Kanagawa Prefecture that have been meticulously cultivated to provide a safe and delicious taste.

The lunch menu will offer meals such as curry or pasta dishes with a free drink, aimed at office workers from within the vicinity. The bar will serve local beers, Japanese wines, whiskey and a wide variety and assortment of alcoholic beverages to enjoy for customers from within and outside of Japan, in addition to also preparing light snacks.



An omelet made using Jiyoran eggs



French toast made using Jiyoran eggs

THE LOUNGE

□ Facility Overview

Facility name	Mitsui Garden Hotel Kyobashi
Location	3-6 Kyobashi 1-Chome, Chuo-ku, Tokyo 104-0031
Tel.	03-3231-3131
Access	Five minutes' walk from the Yaesu Central Exit ticket gate of JR Tokyo Station Two minutes' walk from Kyobashi Station on the Tokyo Metro Ginza Line
Site area	733.35 m ²
Gross floor area	8,962.74 m ²
Structure	Steel frame construction, 15 floors above ground
No. of guest rooms	233 rooms
Adjoining facilities	Lounge (2 nd floor)

□ Guest room composition

Guest rooms can all accommodate two or more people, catering to business users as a matter of course, but also to tourism and leisure demand.

Comfort

Double-sized beds have been provided, making them especially spacious for individual guests. The easily accessible Internet environment naturally makes the hotel an ideal base for business, as well as for sightseeing.

Space: 18.0 m²
Accommodates: 1-2 people
No. of rooms: 103
Bed: 1,500 mm x 1,960 mm
Standard room charge: ¥32,000 (includes tax)

Moderate Double

A double room that pursues the fine feeling of comfort a couple seeks in a hotel stay. Enjoy relaxing on the sofa to ease the strain of traveling.

Space: 23.5 m²
Accommodates: 1-2 people
No. of rooms: 41
Bed: 1,600 mm x 1,960 mm
Standard room charge: ¥44,000 (includes tax)

Moderate Twin

Gaze over the urban landscape while talk of fond travel memories blooms. This is a standard twin room that promises a fulfilling hotel stay.

Space: 23.5 m²
Accommodates: 1-2 people
No. of rooms: 62
Bed: 1,200 mm x 1,960 mm
Standard room charge: ¥44,000 (includes tax)

Superior Twin

A twin room with plenty of space in addition to functionality. Enjoy a moment to relax and take it easy.

Space: 35.3 m²
Accommodates: 1-2 people
No. of rooms: 6
Bed: 1,200 mm x 1,960 mm
Standard room charge: ¥55,000 (includes tax)

Superior Double

A spacious room that includes a double bed and sofa. Spend an even more relaxing time in the hotel room.

Space: 25.7 m²

Accommodates: 1-2 people

No. of rooms: 13

Bed: 1,600 mm x 1,960 mm

Standard room charge: ¥46,000 (includes tax)

Triple

For families, parents and children or a boisterous group of friends. Triple rooms can comfortably accommodate three guests.

Space: 31.7 m²

Accommodates: 1-3 people

No. of rooms: 6

Bed: 1,100 mm x 1,960 mm

Standard room charge: ¥57,000 (includes tax)

Access-friendly

A functional double room where any customer can feel at ease, including people using wheelchairs, senior citizens or young children.

Space: 25.5 m²

Accommodates: 1-2 people

No. of rooms: 1

Bed: 1,400 mm x 1,960 mm

Standard room charge: ¥44,000 (includes tax)

Deluxe Twin

An expansive guest room of 58 m² including a spacious bed and sofa with an air of elegance. A room that exudes a luxuriant atmosphere.

Space: 58.8 m²

Accommodates: 1-2 people

No. of rooms: 1

Bed: 1,400 mm x 1,960 mm

Standard room charge: ¥100,000 (includes tax)

* A Tokyo Metropolitan Government Accommodation Tax is applied in addition to room rates.